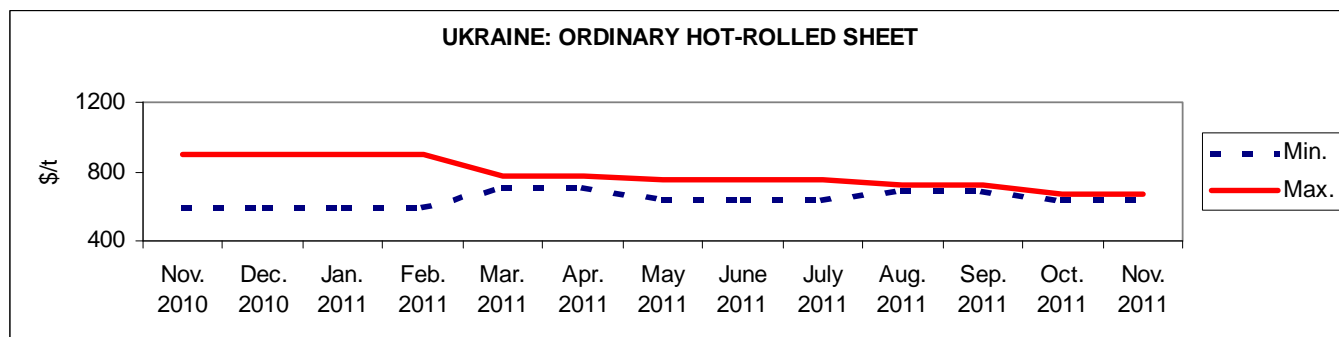


METALS OF UKRAINE & RUSSIA: ORDINARY HOT-ROLLED SHEET, NOVEMBER 2011

Month	Russian market, \$/t, \$1/RUR28.0758*		Ukrainian market, \$/t without VAT, \$1/UAH7.9723*		Export, Ukraine, \$/t, FOB Black sea ports		Export, Russia, \$/t, FOB Black sea ports	
	min	max	min	max	min	max	min	max
October	712.36	935.33	639.72	672.33	600.00	710.00	660.00	790.00
November	676.74	935.33	639.72	672.33	560.00	650.00	580.00	700.00

* - Ukrainian Hrivna and Russian Rouble exchange rates are as of 30.11.11 according to the National Bank of Ukraine and the Central Bank of the Russian Federation.

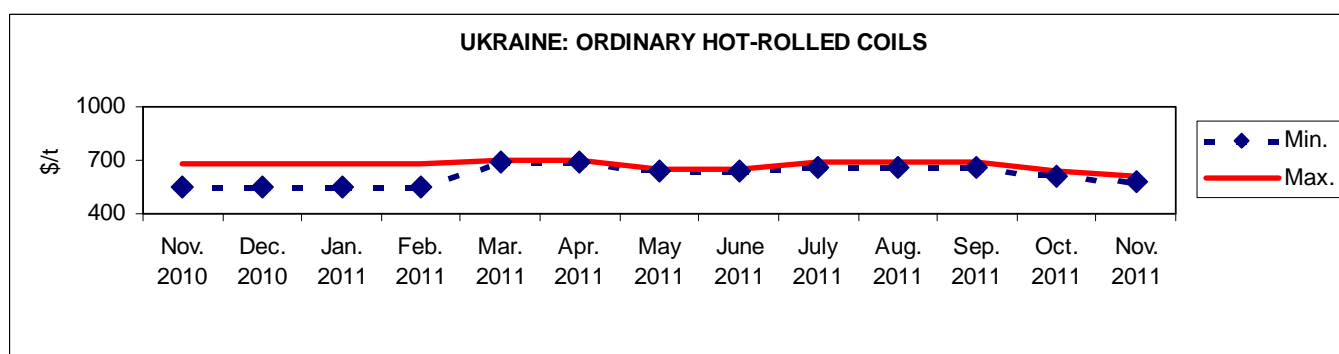


Ukrainian export prices have decreased by \$40-60, Russian export prices - by \$80-90. ([Ukrainian Metal](#))

METALS OF UKRAINE & RUSSIA: ORDINARY HOT-ROLLED COILS, NOVEMBER 2011

Month	Russian market, \$/t, \$1/RUR28.0758*		Ukrainian market, \$/t, \$1/UAH7.9723*		Export, Ukraine, \$/t, FOB Black sea ports		Export, Russia, \$/t, FOB Black sea ports	
	min	max	min	max	min	max	min	max
October	757.79	915.62	614.63	644.73	600.00	630.00	660.00	670.00
November	757.79	915.62	582.02	612.12	560.00	590.00	580.00	600.00

* - Ukrainian Hrivna and Russian Rouble exchange rates are as of 30.11.11 according to the National Bank of Ukraine and the Central Bank of the Russian Federation.

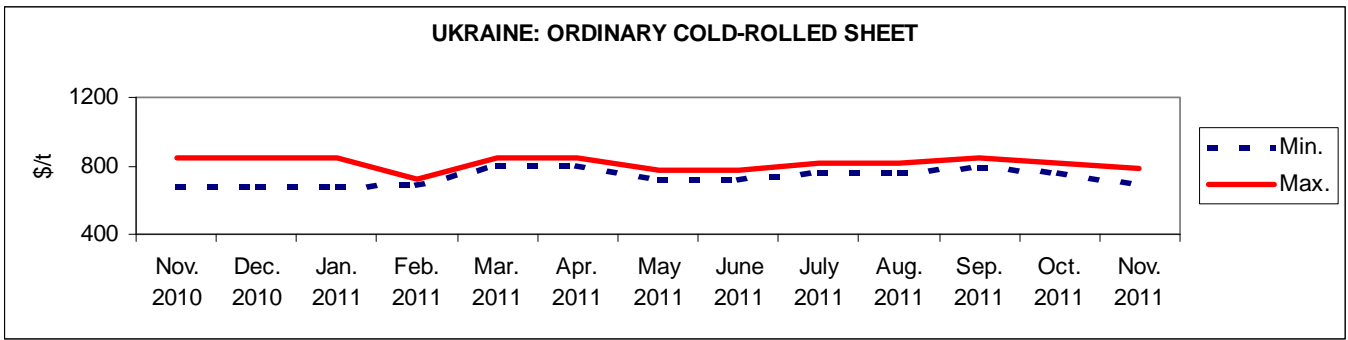


Ukrainian export prices have decreased by \$40, Russian export prices - by \$70-80. ([Ukrainian Metal](#))

METALS OF UKRAINE & RUSSIA: ORDINARY COLD-ROLLED SHEET, NOVEMBER 2011

Month	Russian market, \$/t, \$1/RUR28.0758*		Ukrainian market, \$/t, \$1/UAH7.9723*		Export, Ukraine, \$/t, FOB Black sea ports		Export, Russia, \$/t, FOB Black sea ports	
	min	max	min	max	min	max	min	max
October	893.65	1113.06	763.89	817.20	710.00	730.00	760.00	785.00
November	893.65	1113.06	691.77	785.22	680.00	690.00	680.00	695.00

* - Ukrainian Hrivna and Russian Rouble exchange rates are as of 30.11.11 according to the National Bank of Ukraine and the Central Bank of the Russian Federation.

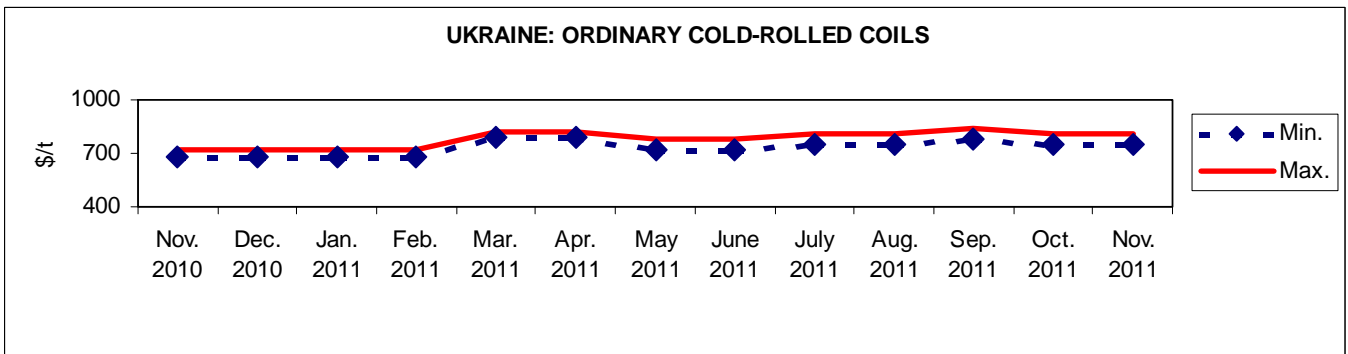


Ukrainian export prices have decreased by \$30-40, Russian export prices - by \$80-90. ([Ukrainian Metal](#))

METALS OF UKRAINE & RUSSIA: ORDINARY COLD-ROLLED COILS, NOVEMBER 2011

Month	Russian market, \$/t, \$1/RUR28.0758*		Ukrainian market, \$/t, \$1/UAH7.9723*		Export, Ukraine, \$/t, FOB Black sea ports		Export, Russia, \$/t, FOB Black sea ports	
	min	max	min	max	min	max	min	max
October	893.65	1113.06	745.08	807.30	710.00	730.00	760.00	785.00
November	893.65	1113.06	745.08	807.30	680.00	690.00	680.00	695.00

* - Ukrainian Hrivna and Russian Rouble exchange rates are as of 30.11.11 according to the National Bank of Ukraine and the Central Bank of the Russian Federation.



Ukrainian export prices have decreased by \$30-40, Russian export prices - by \$80-90. ([Ukrainian Metal](#))