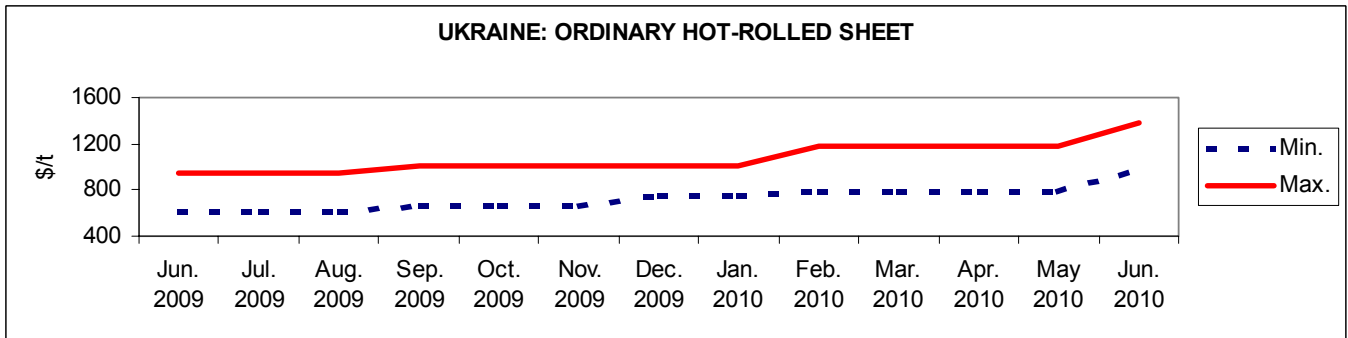


METAL OF UKRAINE & RUSSIA: ORDINARY HOT-ROLLED SHEET, JUNE 2010

Month	Russian market, \$/t, \$1/RUR31.38*		Ukrainian market, \$/t without VAT, \$1/UAH 5.33*		Export, Ukraine, \$/t, FOB Black sea ports		Export, Russia, \$/t, FOB Black sea ports	
	min	max	min	max	min	max	min	max
May	471.64	720.20	795.50	1181.99	580.00	675.00	610.00	750.00
June	596.62	962.40	969.61	1374.48	515.00	610.00	515.00	640.00

* - the US dollar exchange rate has been fixed to avoid exchange rate differences.

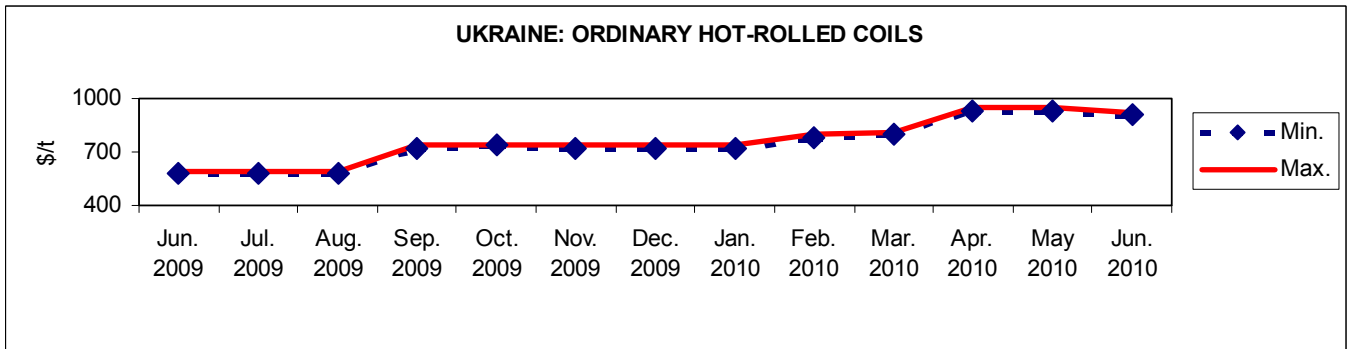


Ukrainian export prices have decreased by \$65, Russian export prices - by \$95-110. ([Ukrainian Metal](#))

METAL OF UKRAINE & RUSSIA: ORDINARY HOT-ROLLED COILS, JUNE 2010

Month	Russian market, \$/t, \$1/RUR31.38*		Ukrainian market, \$/t, \$1/UAH5.33*		Export, Ukraine, \$/t, FOB Black sea ports		Export, Russia, \$/t, FOB Black sea ports	
	min	max	min	max	min	max	min	max
May	527.41	654.88	930.58	945.59	580.00	630.00	610.00	630.00
June	652.96	789.67	909.94	924.77	515.00	550.00	550.00	570.00

* - the US dollar exchange rate has been fixed to avoid exchange rate differences.

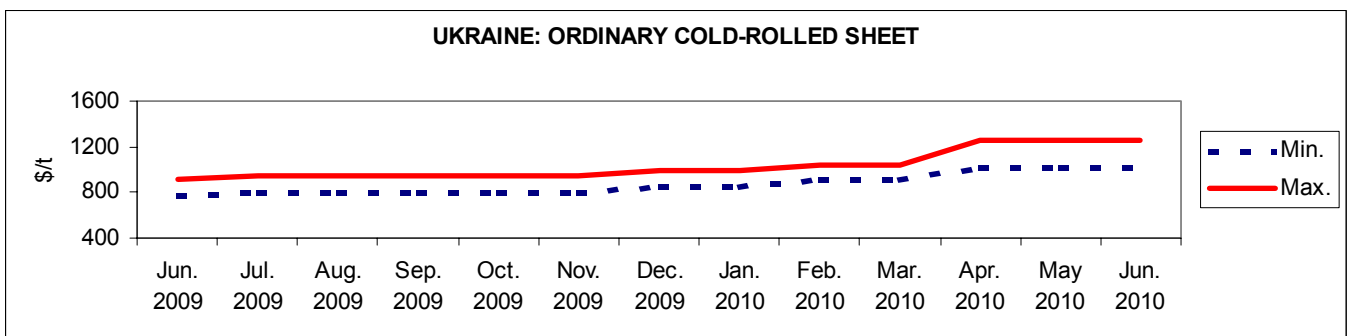


Ukrainian export prices have decreased by \$65-80, Russian export prices - by \$60. ([Ukrainian Metal](#))

METAL OF UKRAINE & RUSSIA: ORDINARY COLD-ROLLED SHEET, JUNE 2010

Month	Russian market, \$/t, \$1/RUR31.38*		Ukrainian market, \$/t, \$1/UAH5.33*		Export, Ukraine, \$/t, FOB Black sea ports		Export, Russia, \$/t, FOB Black sea ports	
	min	max	min	max	min	max	min	max
May	583.17	1016.60	1030.02	1261.54	690.00	740.00	710.00	730.00
June	705.70	1016.60	1030.02	1261.54	620.00	670.00	660.00	680.00

* - the US dollar exchange rate has been fixed to avoid exchange rate differences.

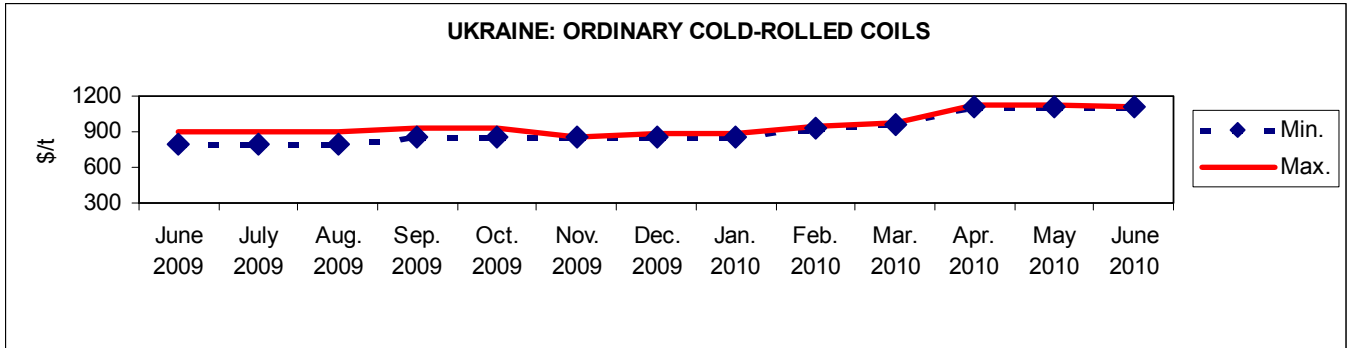


Ukrainian export prices have decreased by \$70, Russian export prices - by \$50. ([Ukrainian Metal](#))

METAL OF UKRAINE & RUSSIA: ORDINARY COLD-ROLLED COILS, JUNE 2010

Month	Russian market, \$/t, \$1/RUR31.38*		Ukrainian market, \$/t, \$1/UAH5,33*		Export, Ukraine, \$/t, FOB Black sea ports		Export, Russia, \$/t, FOB Black sea ports	
	min	max	min	max	min	max	min	max
May	602.29	797.32	1116.32	1119.14	690.00	740.00	710.00	730.00
June	705.70	887.83	1103.75	1108.26	620.00	670.00	630.00	680.00

* - the US dollar exchange rate has been fixed to avoid exchange rate differences.



Ukrainian export prices have decreased by \$70, Russian export prices - by \$50-80. ([Ukrainian Metal](#))