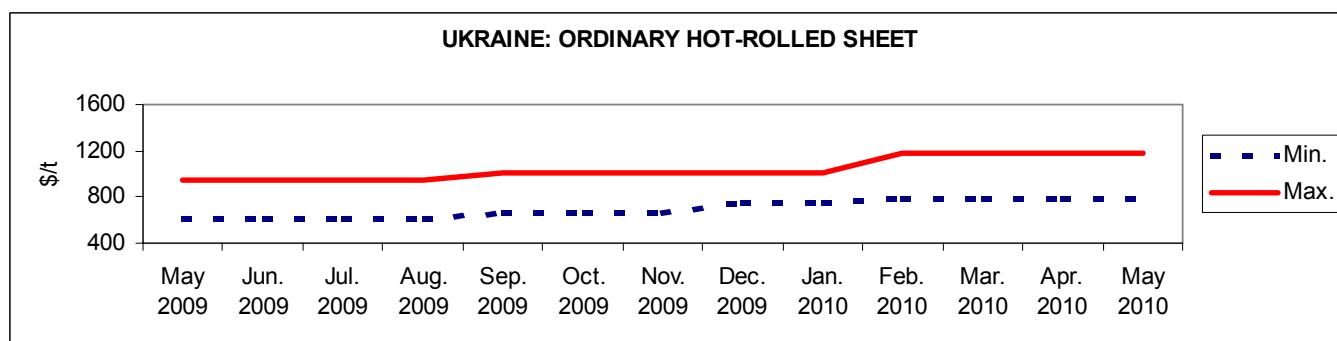


METAL OF UKRAINE & RUSSIA: ORDINARY HOT-ROLLED SHEET, MAY 2010

Month	Russian market, \$/t, \$1/RUR31.38*		Ukrainian market, \$/t without VAT, \$1/UAH 5.33*		Export, Ukraine, \$/t, FOB Black sea ports		Export, Russia, \$/t, FOB Black sea ports	
	min	max	min	max	min	max	min	max
April	471.64	720.20	795.50	1181.99	710.00	730.00	710.00	770.00
May	471.64	720.20	795.50	1181.99	580.00	675.00	610.00	750.00

* - the US dollar exchange rate has been fixed to avoid exchange rate differences.

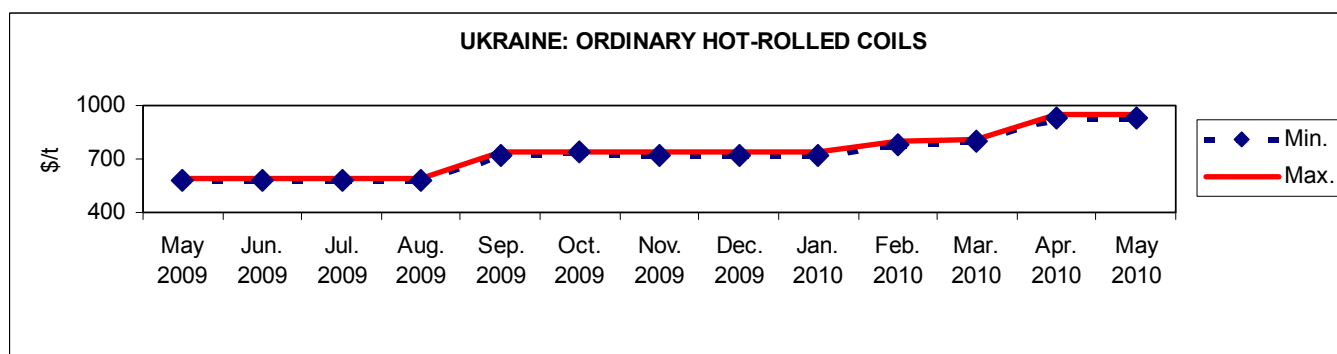


Ukrainian export prices have decreased by \$30-55, Russian export prices – by \$20-100. ([Ukrainian Metal](#))

METAL OF UKRAINE & RUSSIA: ORDINARY HOT-ROLLED COILS, MAY 2010

Month	Russian market, \$/t, \$1/RUR31.38*		Ukrainian market, \$/t, \$1/UAH5.33*		Export, Ukraine, \$/t, FOB Black sea ports		Export, Russia, \$/t, FOB Black sea ports	
	min	max	min	max	min	max	min	max
April	527.41	654.88	930.58	945.59	710.00	730.00	710.00	750.00
May	527.41	654.88	930.58	945.59	580.00	630.00	610.00	630.00

* - the US dollar exchange rate has been fixed to avoid exchange rate differences.

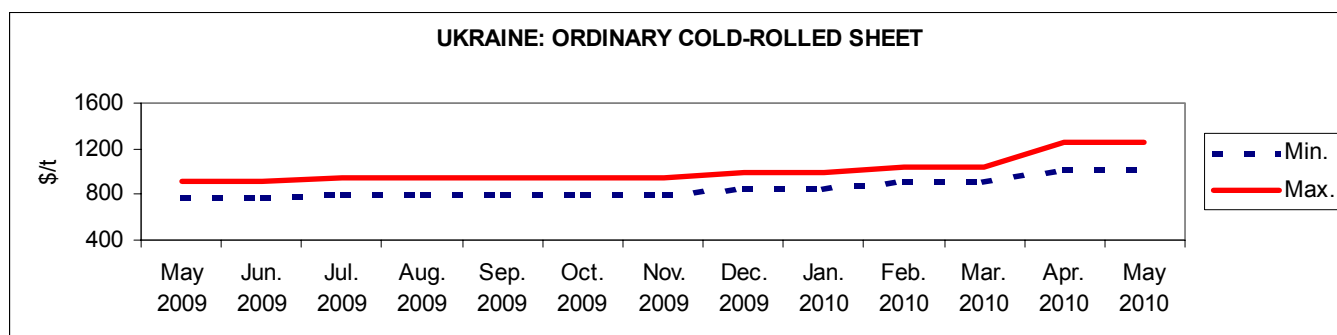


Ukrainian export prices have decreased by \$30-100, Russian export prices – by \$100-120. ([Ukrainian Metal](#))

METAL OF UKRAINE & RUSSIA: ORDINARY COLD-ROLLED SHEET, MAY 2010

Month	Russian market, \$/t, \$1/RUR31.38*		Ukrainian market, \$/t, \$1/UAH5.33*		Export, Ukraine, \$/t, FOB Black sea ports		Export, Russia, \$/t, FOB Black sea ports	
	min	max	min	max	min	max	min	max
April	583.17	1016.60	1030.02	1261.54	810.00	830.00	790.00	830.00
May	583.17	1016.60	1030.02	1261.54	690.00	740.00	710.00	730.00

* - the US dollar exchange rate has been fixed to avoid exchange rate differences.

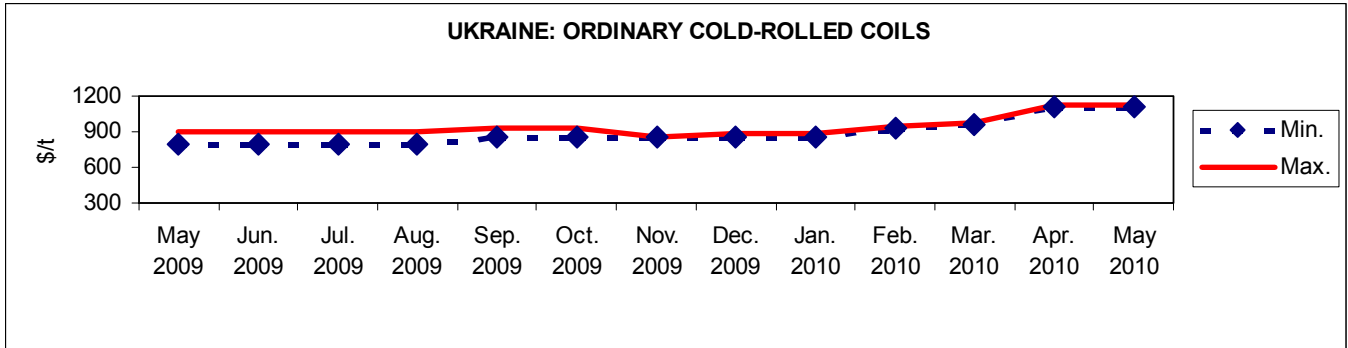


Ukrainian export prices have decreased by \$90-120, Russian export prices – by \$80-100. ([Ukrainian Metal](#))

METAL OF UKRAINE & RUSSIA: ORDINARY COLD-ROLLED COILS, MAY 2010

Month	Russian market, \$/t, \$1/RUR31.38*		Ukrainian market, \$/t, \$1/UAH5,33*		Export, Ukraine, \$/t, FOB Black sea ports		Export, Russia, \$/t, FOB Black sea ports	
	min	max	min	max	min	max	min	max
April	602.29	797.32	1116.32	1119.14	810.00	830.00	790.00	830.00
May	602.29	797.32	1116.32	1119.14	690.00	740.00	710.00	730.00

* - the US dollar exchange rate has been fixed to avoid exchange rate differences.



Ukrainian export prices have decreased by \$90-120, Russian export prices – by \$80-100. ([Ukrainian Metal](#))