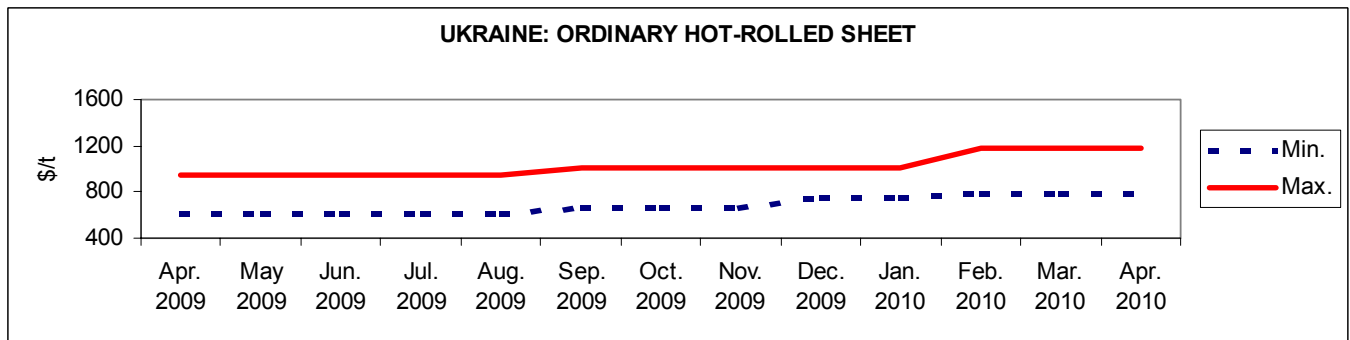


METAL OF UKRAINE & RUSSIA: ORDINARY HOT-ROLLED SHEET, APRIL 2010

Month	Russian market, \$/t, \$1/RUR31.38*		Ukrainian market, \$/t without VAT, \$1/UAH 5.33*		Export, Ukraine, \$/t, FOB Black sea ports		Export, Russia, \$/t, FOB Black sea ports	
	min	max	min	max	min	max	min	max
March	471.64	720.20	795.50	1181.99	630.00	680.00	620.00	740.00
April	471.64	720.20	795.50	1181.99	710.00	730.00	710.00	770.00

* - the US dollar exchange rate has been fixed to avoid exchange rate differences.

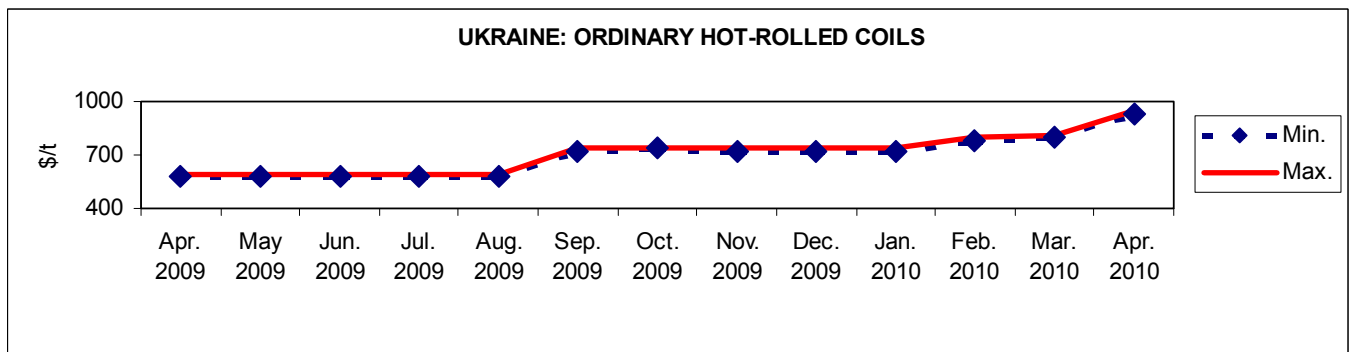


Ukrainian export prices have increased by \$50-80, Russian export prices – by \$30-90. ([Ukrainian Metal](#))

METAL OF UKRAINE & RUSSIA: ORDINARY HOT-ROLLED COILS, APRIL 2010

Month	Russian market, \$/t, \$1/RUR31.38*		Ukrainian market, \$/t, \$1/UAH5.33*		Export, Ukraine, \$/t, FOB Black sea ports		Export, Russia, \$/t, FOB Black sea ports	
	min	max	min	max	min	max	min	max
March	527.41	654.88	795.50	810.51	630.00	640.00	620.00	680.00
April	527.41	654.88	930.58	945.59	710.00	730.00	710.00	750.00

* - the US dollar exchange rate has been fixed to avoid exchange rate differences.

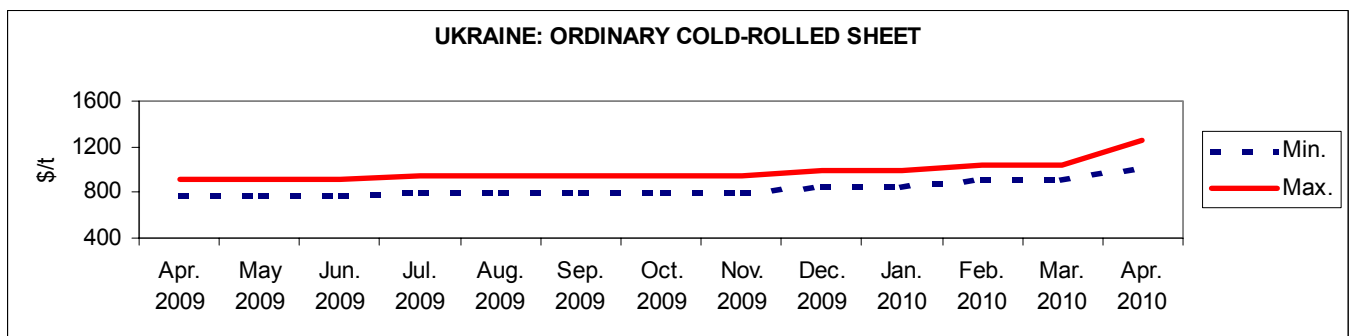


Ukrainian export prices have increased by \$80-90, Russian export prices – by \$70-90. ([Ukrainian Metal](#))

METAL OF UKRAINE & RUSSIA: ORDINARY COLD-ROLLED SHEET, APRIL 2010

Month	Russian market, \$/t, \$1/RUR31.38*		Ukrainian market, \$/t, \$1/UAH5.33*		Export, Ukraine, \$/t, FOB Black sea ports		Export, Russia, \$/t, FOB Black sea ports	
	min	max	min	max	min	max	min	max
March	583.17	1016.60	921.01	1037.15	730.00	735.00	730.00	750.00
April	583.17	1016.60	1030.02	1261.54	810.00	830.00	790.00	830.00

* - the US dollar exchange rate has been fixed to avoid exchange rate differences.

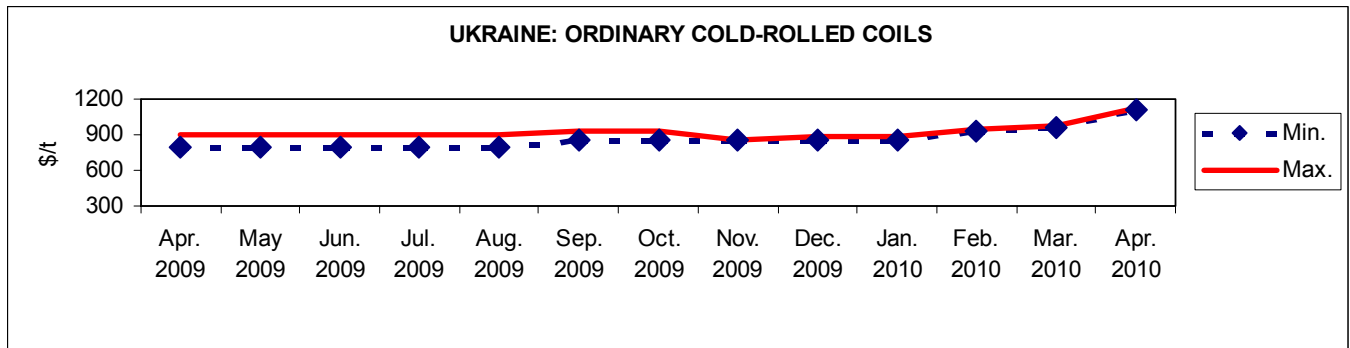


Ukrainian export prices have increased by \$80-95, Russian export prices – by \$60-80. ([Ukrainian Metal](#))

METAL OF UKRAINE & RUSSIA: ORDINARY COLD-ROLLED COILS, APRIL 2010

Month	Russian market, \$/t, \$1/RUR31.38*		Ukrainian market, \$/t, \$1/UAH5,33*		Export, Ukraine, \$/t, FOB Black sea ports		Export, Russia, \$/t, FOB Black sea ports	
	min	max	min	max	min	max	min	max
March	583.17	775.02	960.60	975.61	730.00	735.00	730.00	750.00
April	602.29	797.32	1116.32	1119.14	810.00	830.00	790.00	830.00

* - the US dollar exchange rate has been fixed to avoid exchange rate differences.



Ukrainian export prices have increased by \$80-95, Russian export prices – by \$60-80. ([Ukrainian Metal](#))