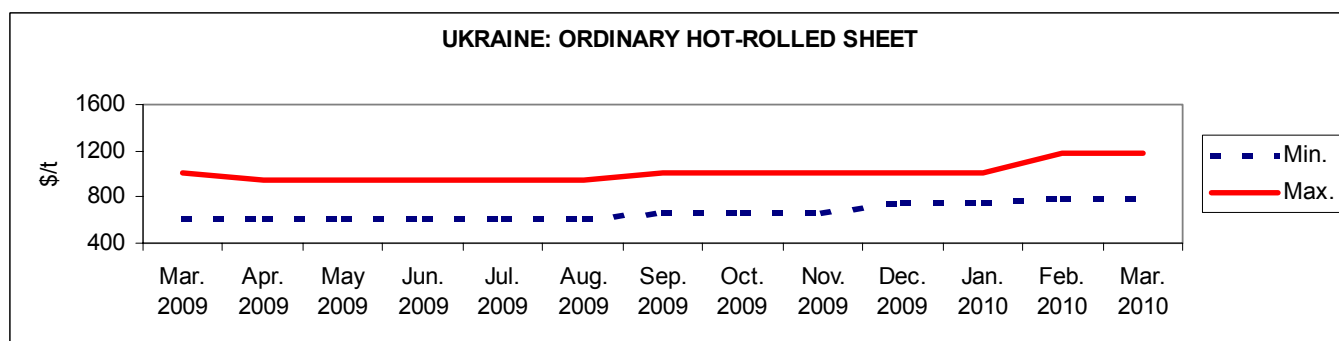


METAL OF UKRAINE & RUSSIA: ORDINARY HOT-ROLLED SHEET, MARCH 2010

Month	Russian market, \$/t, \$1/RUR31.38*		Ukrainian market, \$/t without VAT, \$1/UAH 5.33*		Export, Ukraine, \$/t, FOB Black sea ports		Export, Russia, \$/t, FOB Black sea ports	
	min	max	min	max	min	max	min	max
February	471.64	720.20	795.50**	1181.99**	540.00	570.00	570.00	615.00
March	471.64	720.20	795.50	1181.99	630.00	680.00	620.00	740.00

* - the US dollar exchange rate has been fixed to avoid exchange rate differences. ** - February prices have been corrected based on the data of companies.

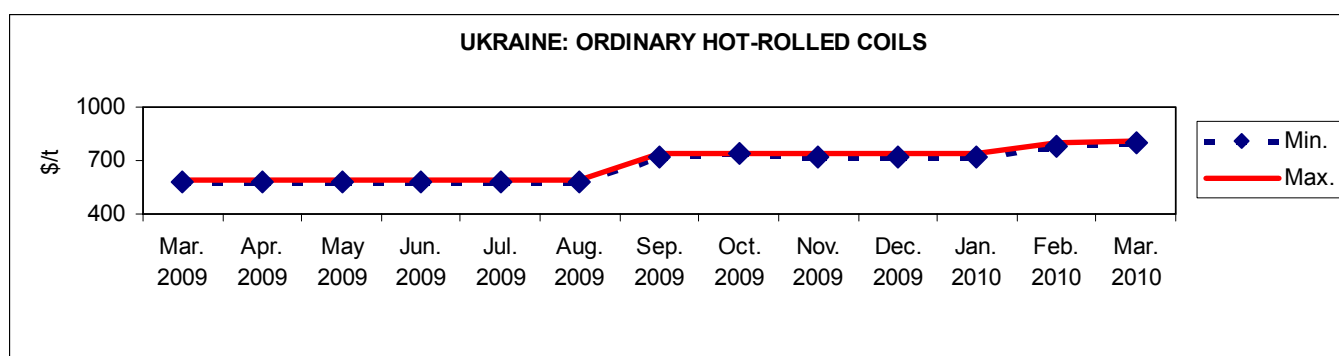


Ukrainian export prices have increased by \$90-110, Russian export prices – by \$50-120. ([Ukrainian Metal](#))

METAL OF UKRAINE & RUSSIA: ORDINARY HOT-ROLLED COILS, MARCH 2010

Month	Russian market, \$/t, \$1/RUR31.38*		Ukrainian market, \$/t, \$1/UAH5,33*		Export, Ukraine, \$/t, FOB Black sea ports		Export, Russia, \$/t, FOB Black sea ports	
	min	max	min	max	min	max	min	max
February	513.70	620.46	780.49**	795.50**	540.00	570.00	570.00	615.00
March	527.41	654.88	795.50	810.51	630.00	640.00	620.00	680.00

* - the US dollar exchange rate has been fixed to avoid exchange rate differences. ** - February prices have been corrected based on the data of companies.

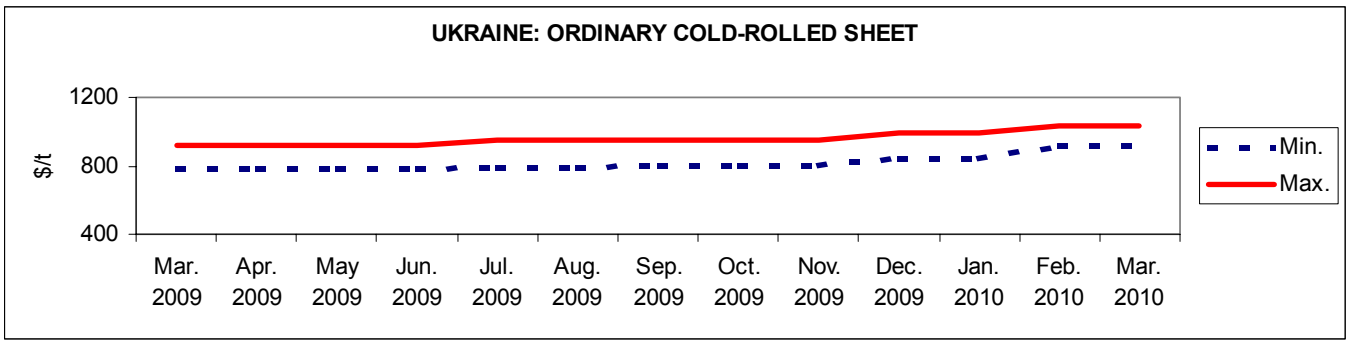


Ukrainian export prices have increased by \$70-90, Russian export prices – by \$50-65. ([Ukrainian Metal](#))

METAL OF UKRAINE & RUSSIA: ORDINARY COLD-ROLLED SHEET, MARCH 2010

Month	Russian market, \$/t, \$1/RUR31.38*		Ukrainian market, \$/t, \$1/UAH5,33*		Export, Ukraine, \$/t, FOB Black sea ports		Export, Russia, \$/t, FOB Black sea ports	
	min	max	min	max	min	max	min	max
February	583.17	1016.60	921.01**	1037.15**	675.00	680.00	645.00	705.00
March	583.17	1016.60	921.01	1037.15	730.00	735.00	730.00	750.00

* - the US dollar exchange rate has been fixed to avoid exchange rate differences. ** - February prices have been corrected based on the data of companies.

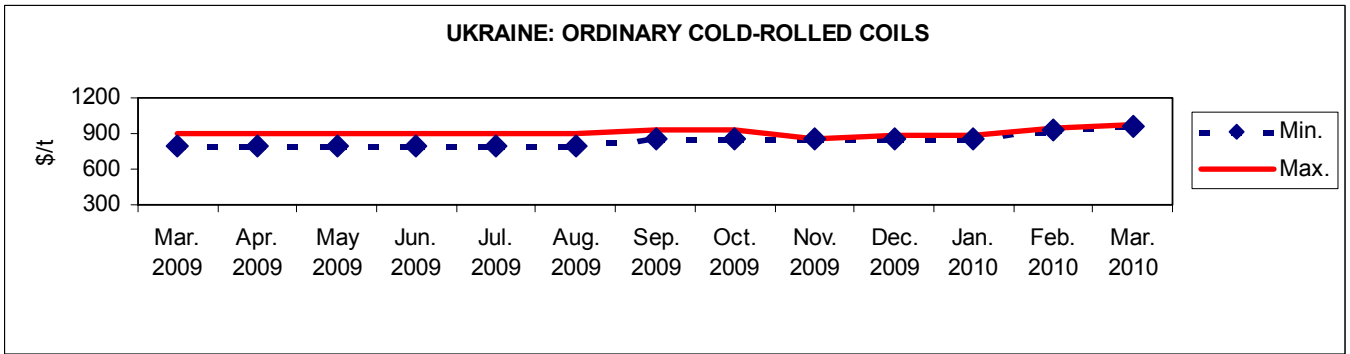


Ukrainian export prices have increased by \$55, Russian export prices – by \$45-85. ([Ukrainian Metal](#))

METAL OF UKRAINE & RUSSIA: ORDINARY COLD-ROLLED COILS, MARCH 2010

Month	Russian market, \$/t, \$1/RUR31.38*		Ukrainian market, \$/t, \$1/UAH5,33*		Export, Ukraine, \$/t, FOB Black sea ports		Export, Russia, \$/t, FOB Black sea ports	
	min	max	min	max	min	max	min	max
February	567.24	736.46	923.08**	938.09**	675.00	680.00	645.00	705.00
March	583.17	775.02	960.60	975.61	730.00	735.00	730.00	750.00

* - the US dollar exchange rate has been fixed to avoid exchange rate differences. ** - February prices have been corrected based on the data of companies.



Ukrainian export prices have increased by \$55, Russian export prices – by \$45-85. ([Ukrainian Metal](#))