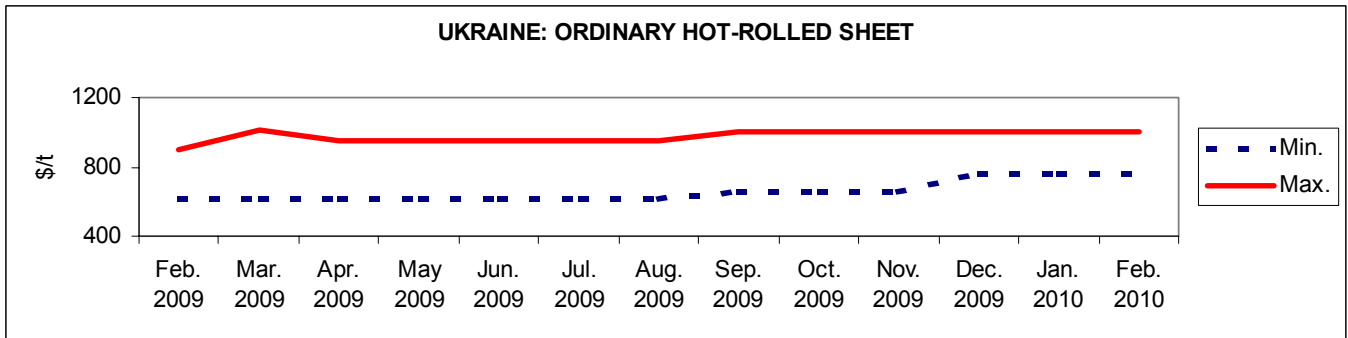


METAL OF UKRAINE & RUSSIA: ORDINARY HOT-ROLLED SHEET, FEBRUARY 2010

Month	Russian market, \$/t, \$1/RUR31.38*		Ukrainian market, \$/t without VAT, \$1/UAH 5.33*		Export, Ukraine, \$/t, FOB Black sea ports		Export, Russia, \$/t, FOB Black sea ports	
	min	max	min	max	min	max	min	max
January	438.37	674.00	765.48	1004.69	480.00	510.00	490.00	530.00
February	438.37	674.00	765.48	1004.69	520.00	540.00	540.00	670.00

* - the US dollar exchange rate has been fixed to avoid exchange rate differences.

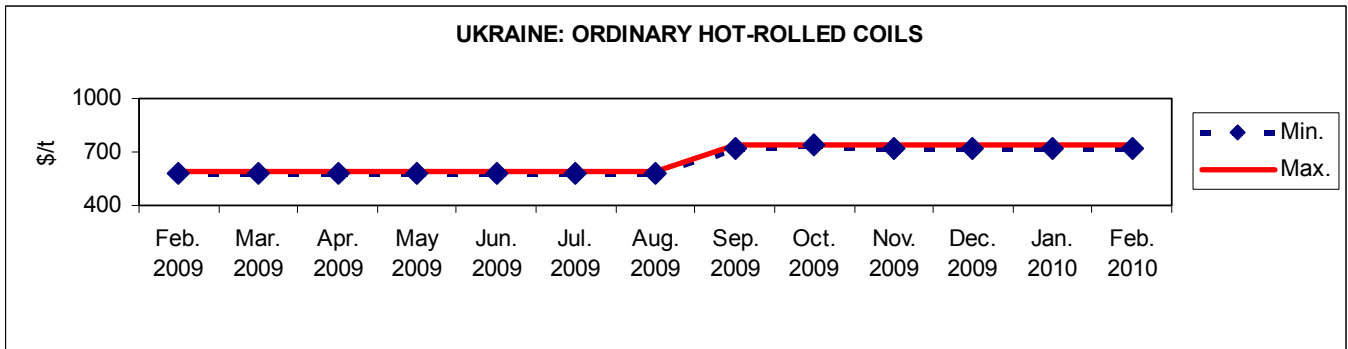


Ukrainian export prices have increased by \$60, Russian export prices – by \$50-60. ([Ukrainian Metal](#))

METAL OF UKRAINE & RUSSIA: ORDINARY HOT-ROLLED COILS, FEBRUARY 2010

Month	Russian market, \$/t, \$1/RUR31.38*		Ukrainian market, \$/t, \$1/UAH5,33*		Export, Ukraine, \$/t, FOB Black sea ports		Export, Russia, \$/t, FOB Black sea ports	
	min	max	min	max	min	max	min	max
January	505.10	620.46	720.45	735.46	480.00	505.00	490.00	540.00
February	505.10	620.46	720.45	735.46	540.00	590.00	520.00	530.00

* - the US dollar exchange rate has been fixed to avoid exchange rate differences.

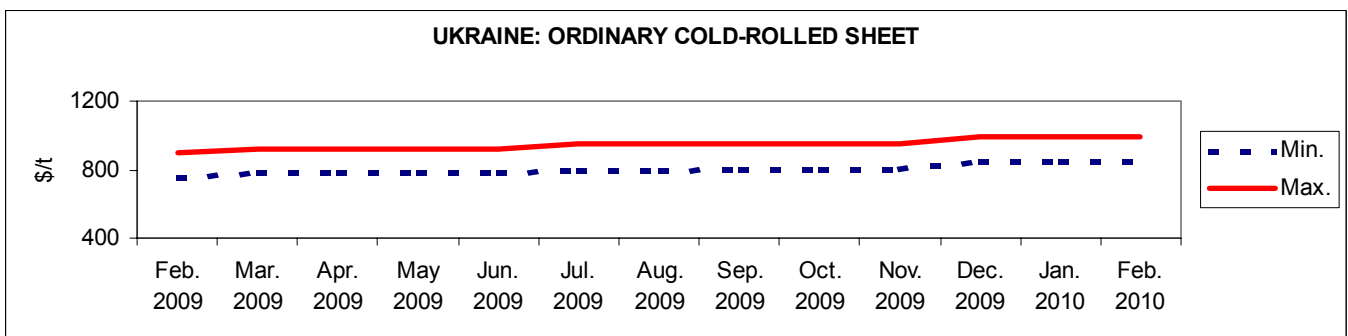


Ukrainian export prices have increased by \$60-85, Russian export prices – by \$30. ([Ukrainian Metal](#))

METAL OF UKRAINE & RUSSIA: ORDINARY COLD-ROLLED SHEET, FEBRUARY 2010

Month	Russian market, \$/t, \$1/RUR31.38*		Ukrainian market, \$/t, \$1/UAH5,33*		Export, Ukraine, \$/t, FOB Black sea ports		Export, Russia, \$/t, FOB Black sea ports	
	min	max	min	max	min	max	min	max
January	567.24	987.00	848.03	992.31	580.00	620.00	590.00	640.00
February	567.24	987.00	848.03	992.31	630.00	660.00	650.00	690.00

* - the US dollar exchange rate has been fixed to avoid exchange rate differences.

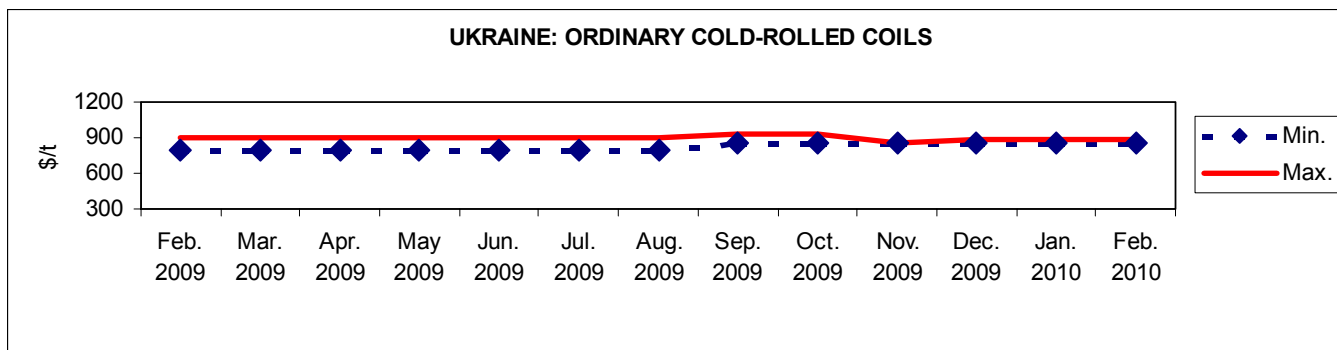


Ukrainian export prices have increased by \$40-50, Russian export prices – by \$50-60. ([Ukrainian Metal](#))

METAL OF UKRAINE & RUSSIA: ORDINARY COLD-ROLLED COILS, FEBRUARY 2010

Month	Russian market, \$/t, \$1/RUR31.38*		Ukrainian market, \$/t, \$1/UAH5,33*		Export, Ukraine, \$/t, FOB Black sea ports		Export, Russia, \$/t, FOB Black sea ports	
	min	max	min	max	min	max	min	max
January	567.24	736.46	848.03	878.05	580.00	620.00	590.00	640.00
February	567.24	736.46	848.03	878.05	630.00	660.00	650.00	690.00

* - the US dollar exchange rate has been fixed to avoid exchange rate differences.



Ukrainian export prices have increased by \$40-50, Russian export prices – by \$50-60. ([Ukrainian Metal](#))