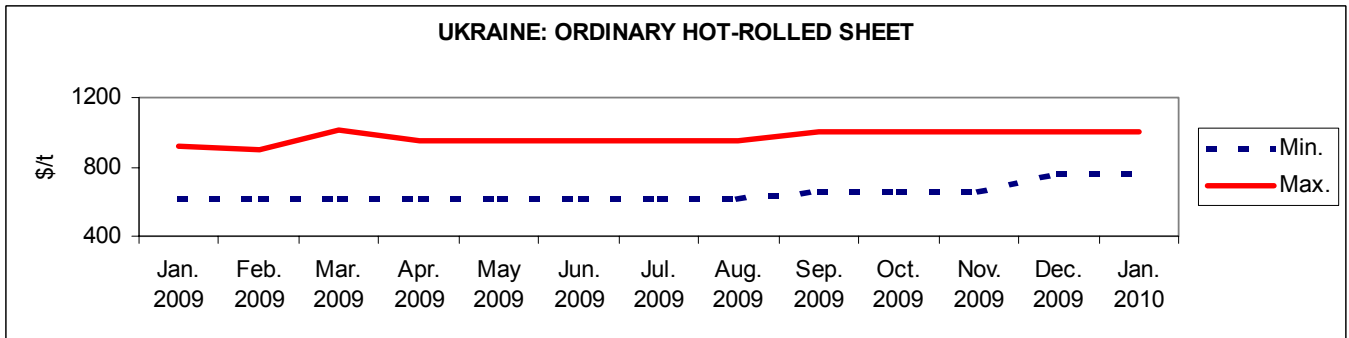


METAL OF UKRAINE & RUSSIA: ORDINARY HOT-ROLLED SHEET, JANUARY 2010

| Month | Russian market, \$/t, \$1/RUR31.38* | | Ukrainian market, \$/t without VAT, \$1/UAH 5.33* | | Export, Ukraine, \$/t, FOB Black sea ports | | Export, Russia, \$/t, FOB Black sea ports | |
|----------|-------------------------------------|--------|---|---------|--|--------|---|--------|
| | min | max | min | max | min | max | min | max |
| December | 438.37 | 674.00 | 765.48 | 1004.69 | 480.00 | 510.00 | 490.00 | 530.00 |
| January | 438.37 | 674.00 | 765.48 | 1004.69 | 520.00 | 540.00 | 540.00 | 670.00 |

* - the US dollar exchange rate has been fixed to avoid exchange rate differences.

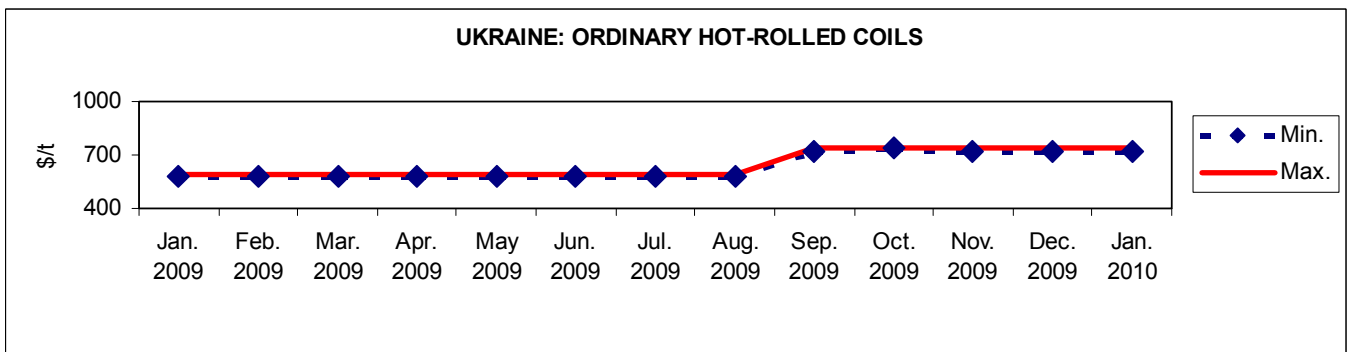


Ukrainian export prices have increased by \$40, Russian export prices – by \$50-60. ([Ukrainian Metal](#))

METAL OF UKRAINE & RUSSIA: ORDINARY HOT-ROLLED COILS, JANUARY 2010

| Month | Russian market, \$/t, \$1/RUR31.38* | | Ukrainian market, \$/t, \$1/UAH5,33* | | Export, Ukraine, \$/t, FOB Black sea ports | | Export, Russia, \$/t, FOB Black sea ports | |
|----------|-------------------------------------|--------|--------------------------------------|--------|--|--------|---|--------|
| | min | max | min | max | min | max | min | max |
| December | 505.10 | 620.46 | 720.45 | 735.46 | 480.00 | 505.00 | 490.00 | 540.00 |
| January | 505.10 | 620.46 | 720.45 | 735.46 | 540.00 | 590.00 | 520.00 | 530.00 |

* - the US dollar exchange rate has been fixed to avoid exchange rate differences.

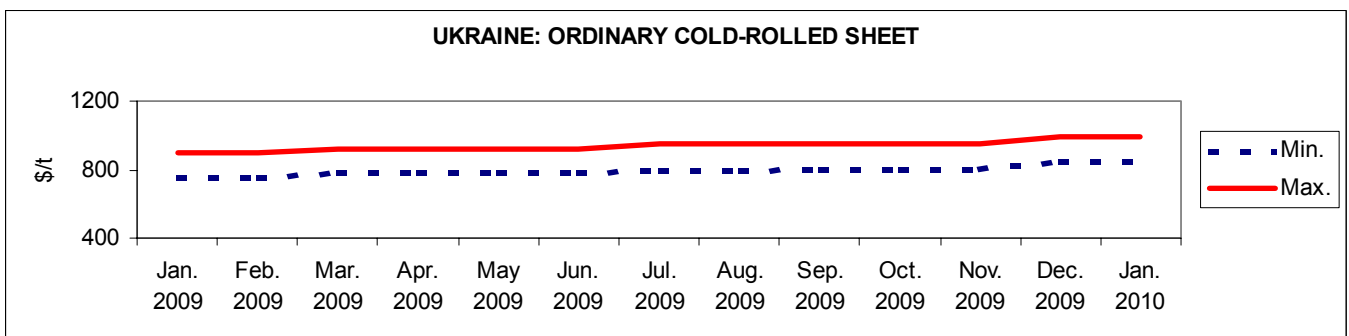


Ukrainian export prices have increased by \$60-85, Russian export prices – by \$30. ([Ukrainian Metal](#))

METAL OF UKRAINE & RUSSIA: ORDINARY COLD-ROLLED SHEET, JANUARY 2010

| Month | Russian market, \$/t, \$1/RUR31.38* | | Ukrainian market, \$/t, \$1/UAH5,33* | | Export, Ukraine, \$/t, FOB Black sea ports | | Export, Russia, \$/t, FOB Black sea ports | |
|----------|-------------------------------------|--------|--------------------------------------|--------|--|--------|---|--------|
| | min | max | min | max | min | max | min | max |
| December | 567.24 | 987.00 | 848.03 | 992.31 | 580.00 | 620.00 | 590.00 | 640.00 |
| January | 567.24 | 987.00 | 848.03 | 992.31 | 630.00 | 660.00 | 650.00 | 690.00 |

* - the US dollar exchange rate has been fixed to avoid exchange rate differences.

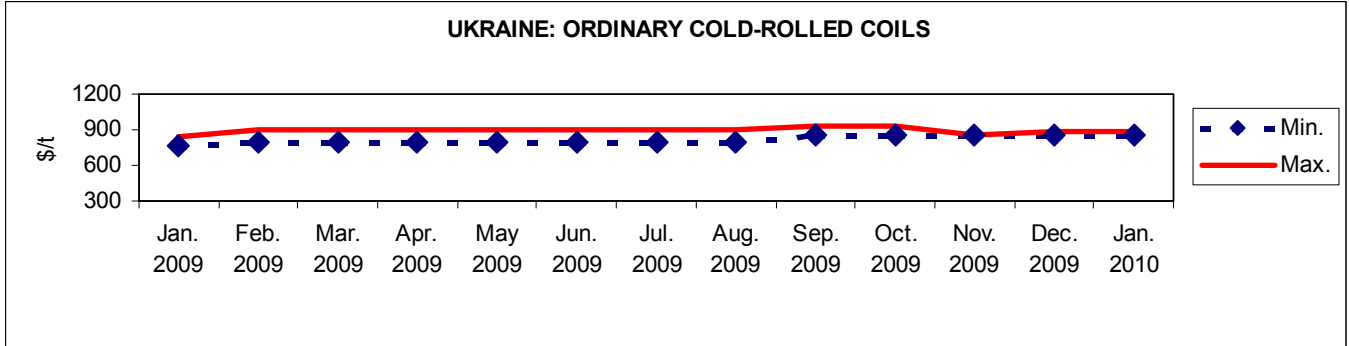


Ukrainian export prices have increased by \$40-50, Russian export prices – by \$50-60. ([Ukrainian Metal](#))

METAL OF UKRAINE & RUSSIA: ORDINARY COLD-ROLLED COILS, JANUARY 2010

| Month | Russian market, \$/t, \$1/RUR31.38* | | Ukrainian market, \$/t, \$1/UAH5,33* | | Export, Ukraine, \$/t, FOB Black sea ports | | Export, Russia, \$/t, FOB Black sea ports | |
|----------|-------------------------------------|--------|--------------------------------------|--------|--|--------|---|--------|
| | min | max | min | max | min | max | min | max |
| December | 567.24 | 736.46 | 848.03 | 878.05 | 580.00 | 620.00 | 590.00 | 640.00 |
| January | 567.24 | 736.46 | 848.03 | 878.05 | 630.00 | 660.00 | 650.00 | 690.00 |

* - the US dollar exchange rate has been fixed to avoid exchange rate differences.



Ukrainian export prices have increased by \$40-50, Russian export prices – by \$50-60. ([Ukrainian Metal](#))