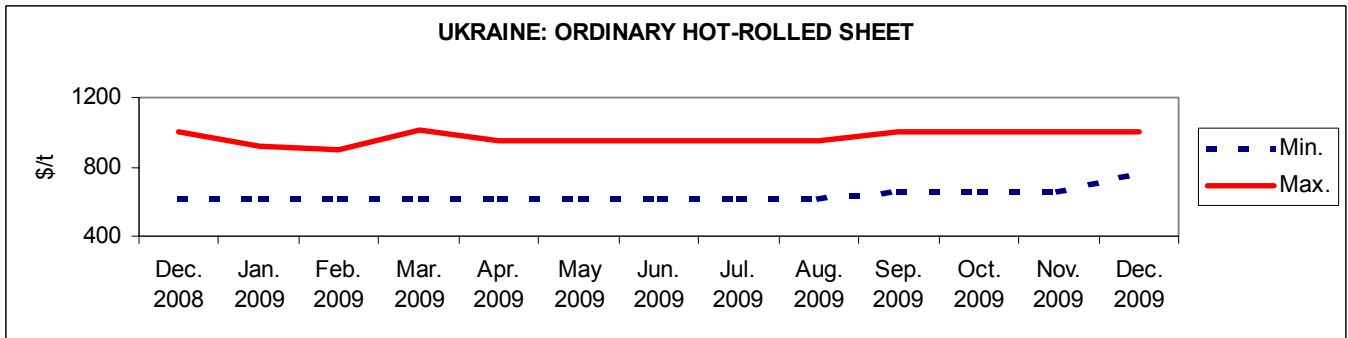


**METAL OF UKRAINE & RUSSIA: ORDINARY HOT-ROLLED SHEET, DECEMBER 2009**

Month	Russian market, \$/t, \$1/RUR31.38*		Ukrainian market, \$/t without VAT, \$1/UAH 5.33*		Export, Ukraine, \$/t, FOB Black sea ports		Export, Russia, \$/t, FOB Black sea ports	
	min	max	min	max	min	max	min	max
November	468.01	674.00	658.54	1004.69	480.00	515.00	490.00	520.00
December	438.37	674.00	765.48	1004.69	480.00	510.00	490.00	530.00

\* - the US dollar exchange rate has been fixed to avoid exchange rate differences.

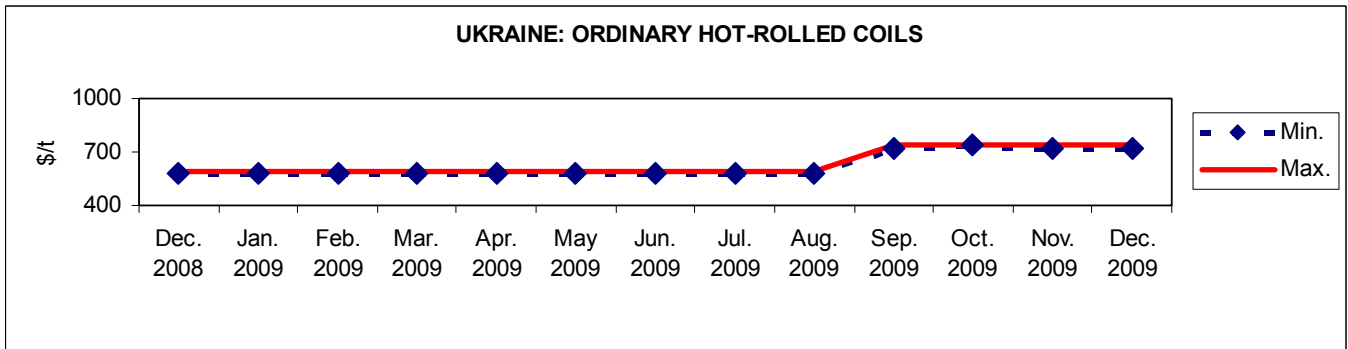


Ukrainian export prices have decreased by \$5, Russian export prices have increased by \$10. ([Ukrainian Metal](#))

**METAL OF UKRAINE & RUSSIA: ORDINARY HOT-ROLLED COILS, DECEMBER 2009**

Month	Russian market, \$/t, \$1/RUR31.38*		Ukrainian market, \$/t, \$1/UAH5,33*		Export, Ukraine, \$/t, FOB Black sea ports		Export, Russia, \$/t, FOB Black sea ports	
	min	max	min	max	min	max	min	max
November	505.10	620.46	720.45	735.46	480.00	515.00	490.00	520.00
December	505.10	620.46	720.45	735.46	480.00	505.00	490.00	540.00

\* - the US dollar exchange rate has been fixed to avoid exchange rate differences.

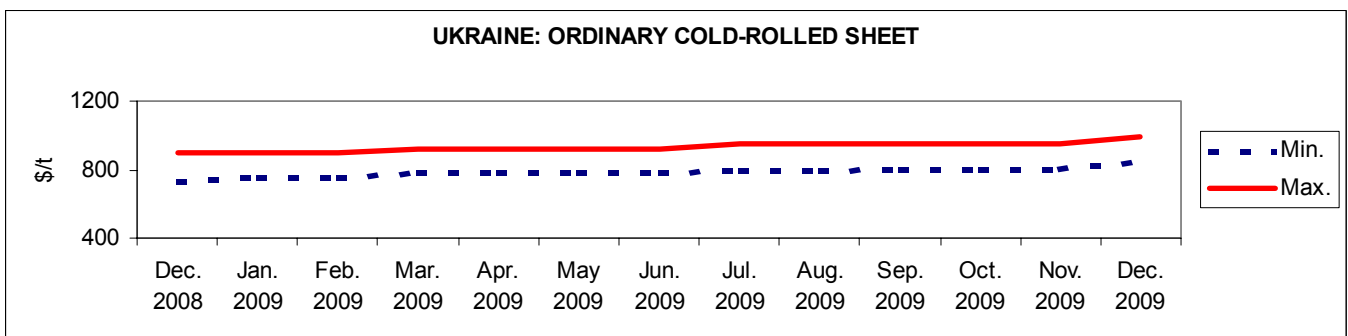


Ukrainian export prices have decreased by \$10, Russian export prices have increased by \$20. ([Ukrainian Metal](#))

**METAL OF UKRAINE & RUSSIA: ORDINARY COLD-ROLLED SHEET, DECEMBER 2009**

Month	Russian market, \$/t, \$1/RUR31.38*		Ukrainian market, \$/t, \$1/UAH5,33*		Export, Ukraine, \$/t, FOB Black sea ports		Export, Russia, \$/t, FOB Black sea ports	
	min	max	min	max	min	max	min	max
November	567.24	987.00	802.63	948.41	570.00	590.00	590.00	630.00
December	567.24	987.00	848.03	992.31	580.00	620.00	590.00	640.00

\* - the US dollar exchange rate has been fixed to avoid exchange rate differences.

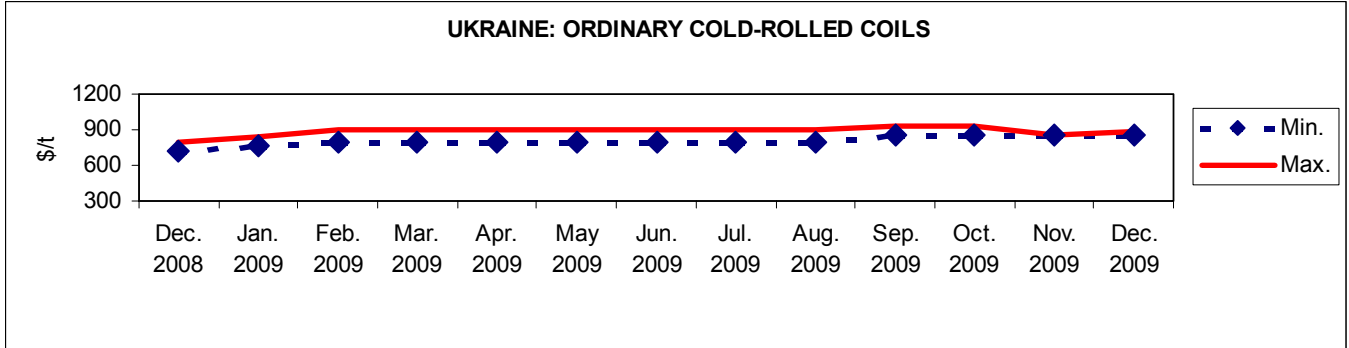


Ukrainian export prices have increased by \$10-30, Russian export prices – by \$10. ([Ukrainian Metal](#))

**METAL OF UKRAINE & RUSSIA: ORDINARY COLD-ROLLED COILS, DECEMBER 2009**

Month	Russian market, \$/t, \$1/RUR31.38*		Ukrainian market, \$/t, \$1/UAH5,33*		Export, Ukraine, \$/t, FOB Black sea ports		Export, Russia, \$/t, FOB Black sea ports	
	min	max	min	max	min	max	min	max
November	567.24	736.46	849.91	923.08	570.00	590.00	590.00	630.00
December	567.24	736.46	848.03	878.05	580.00	620.00	590.00	640.00

\* - the US dollar exchange rate has been fixed to avoid exchange rate differences.



Ukrainian export prices have increased by \$10-30, Russian export prices – by \$10. ([Ukrainian Metal](#))