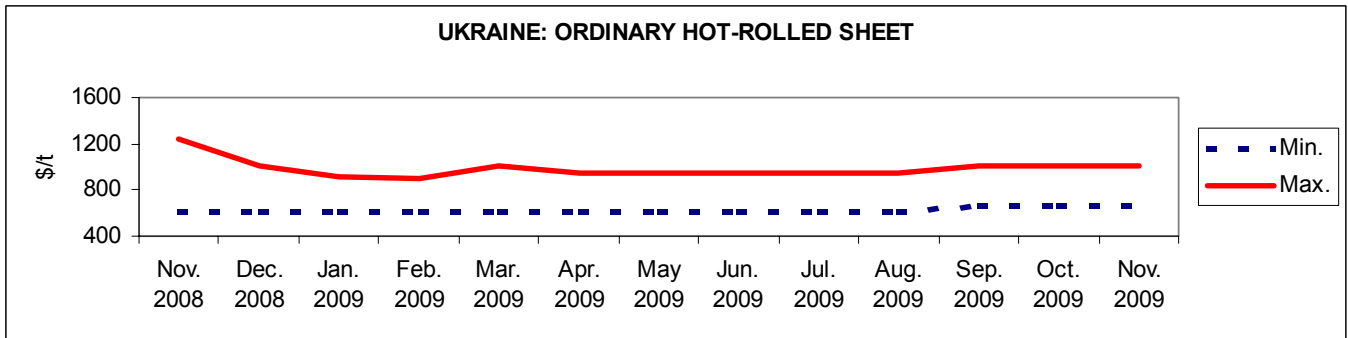


METAL OF UKRAINE & RUSSIA: ORDINARY HOT-ROLLED SHEET, NOVEMBER 2009

Month	Russian market, \$/t, \$1/RUR31.38*		Ukrainian market, \$/t without VAT, \$1/UAH 5.33*		Export, Ukraine, \$/t, FOB Black sea ports		Export, Russia, \$/t, FOB Black sea ports	
	min	max	min	max	min	max	min	max
October	436.58	637.35	658.54	1004.69	500.00	530.00	520.00	550.00
November	468.01	674.00	658.54	1004.69	480.00	515.00	490.00	520.00

* - the US dollar exchange rate has been fixed to avoid exchange rate differences.

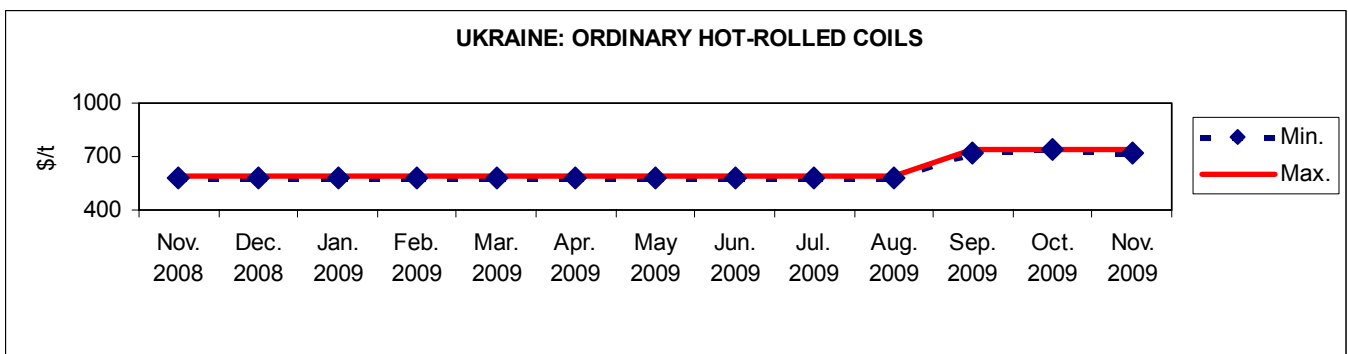


Ukrainian export prices have decreased by \$15-20, Russian export prices – by \$30. ([Ukrainian Metal](#))

METAL OF UKRAINE & RUSSIA: ORDINARY HOT-ROLLED COILS, NOVEMBER 2009

Month	Russian market, \$/t, \$1/RUR31.38*		Ukrainian market, \$/t, \$1/UAH5,33*		Export, Ukraine, \$/t, FOB Black sea ports		Export, Russia, \$/t, FOB Black sea ports	
	min	max	min	max	min	max	min	max
October	450.92	585.72	720.45**	735.46	500.00	530.00	520.00	550.00
November	505.10	620.46	720.45	735.46	480.00	515.00	490.00	520.00

* - the US dollar exchange rate has been fixed to avoid exchange rate differences. ** - October prices have been corrected based on the data from companies.

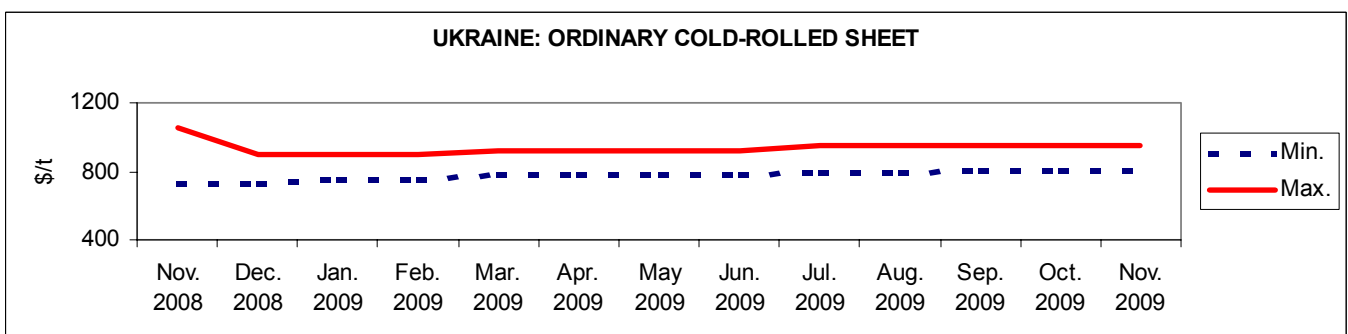


Ukrainian export prices have decreased by \$15-20, Russian export prices – by \$30. ([Ukrainian Metal](#))

METAL OF UKRAINE & RUSSIA: ORDINARY COLD-ROLLED SHEET, NOVEMBER 2009

Month	Russian market, \$/t, \$1/RUR31.38*		Ukrainian market, \$/t, \$1/UAH5,33*		Export, Ukraine, \$/t, FOB Black sea ports		Export, Russia, \$/t, FOB Black sea ports	
	min	max	min	max	min	max	min	max
October	512.11	987.00	802.63	948.41	640.00	670.00	640.00	680.00
November	567.24	987.00	802.63	948.41	570.00	590.00	590.00	630.00

* - the US dollar exchange rate has been fixed to avoid exchange rate differences.

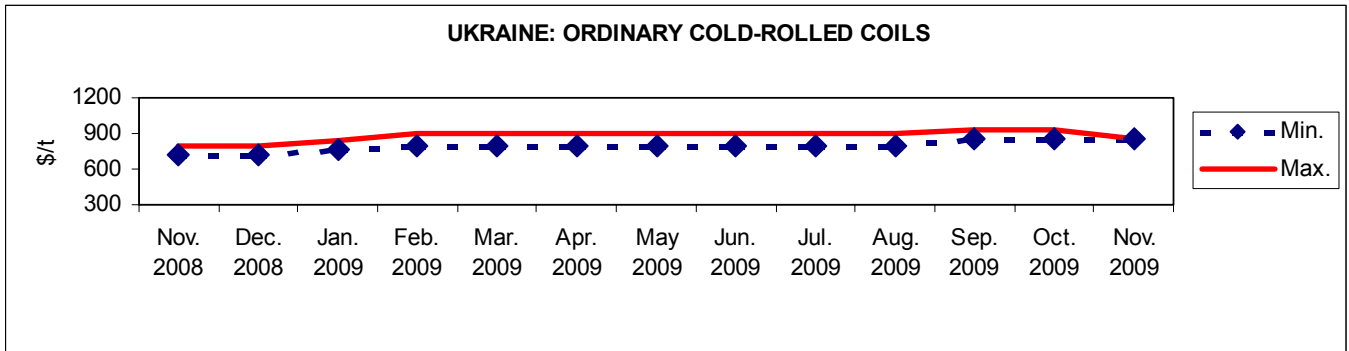


Ukrainian export prices have decreased by \$70-80, Russian export prices – by \$50. ([Ukrainian Metal](#))

METAL OF UKRAINE & RUSSIA: ORDINARY COLD-ROLLED COILS, NOVEMBER 2009

Month	Russian market, \$/t, \$1/RUR31.38*		Ukrainian market, \$/t, \$1/UAH5,33*		Export, Ukraine, \$/t, FOB Black sea ports		Export, Russia, \$/t, FOB Black sea ports	
	min	max	min	max	min	max	min	max
October	512.11	685.15	849.91	923.08	640.00	670.00	640.00	680.00
November	567.24	736.46	849.91	923.08	570.00	590.00	590.00	630.00

* - the US dollar exchange rate has been fixed to avoid exchange rate differences.



Ukrainian export prices have decreased by \$70-80, Russian export prices – by \$50. ([Ukrainian Metal](#))