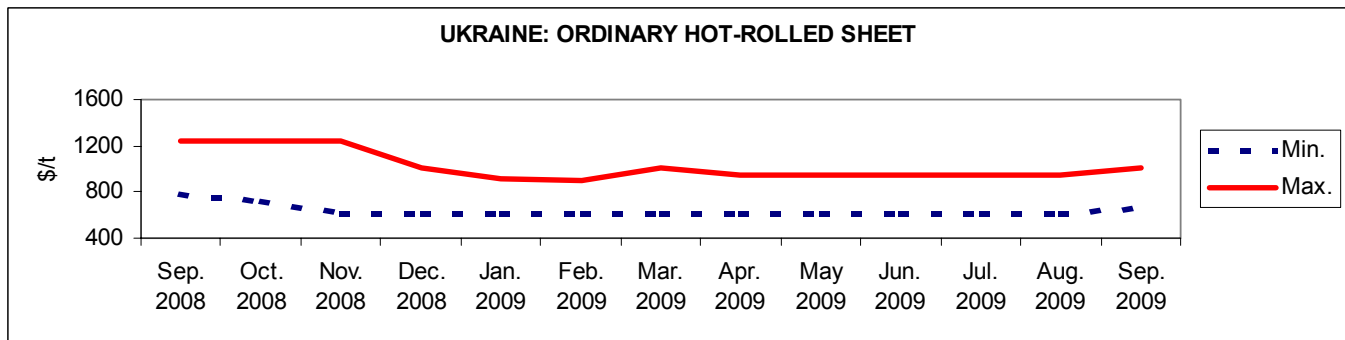


METAL OF UKRAINE & RUSSIA: ORDINARY HOT-ROLLED SHEET, SEPTEMBER 2009

Month	Russian market, \$/t, \$1/RUR31.38*		Ukrainian market, \$/t without VAT, \$1/UAH 5.33*		Export, Ukraine, \$/t, FOB Black sea ports		Export, Russia, \$/t, FOB Black sea ports	
	min	max	min	max	min	max	min	max
August	436.58	637.35	622.89	952.16	510.00	550.00	510.00	580.00
September	436.58	637.35	658.54	1004.69	500.00	530.00	520.00	550.00

* - the US dollar exchange rate has been fixed to avoid exchange rate differences.

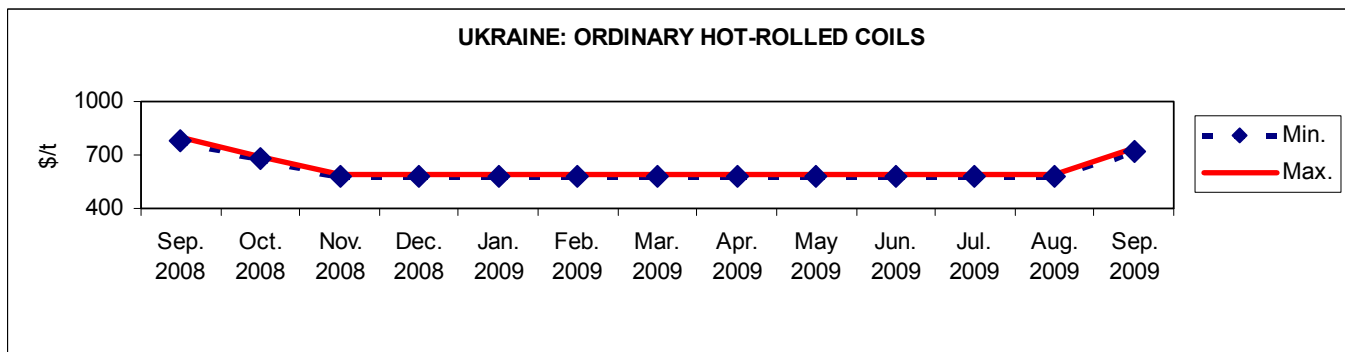


Ukrainian export prices have decreased by \$10-20, Russian export prices – by \$30. ([Ukrainian Metal](#))

METAL OF UKRAINE & RUSSIA: ORDINARY HOT-ROLLED COILS, SEPTEMBER 2009

Month	Russian market, \$/t, \$1/RUR31.38*		Ukrainian market, \$/t, \$1/UAH5.33*		Export, Ukraine, \$/t, FOB Black sea ports		Export, Russia, \$/t, FOB Black sea ports	
	min	max	min	max	min	max	min	max
August	411.09	546.21	575.05	588.18	510.00	540.00	550.00	580.00
September	450.92	585.72	720.45	735.46	500.00	530.00	520.00	550.00

* - the US dollar exchange rate has been fixed to avoid exchange rate differences.

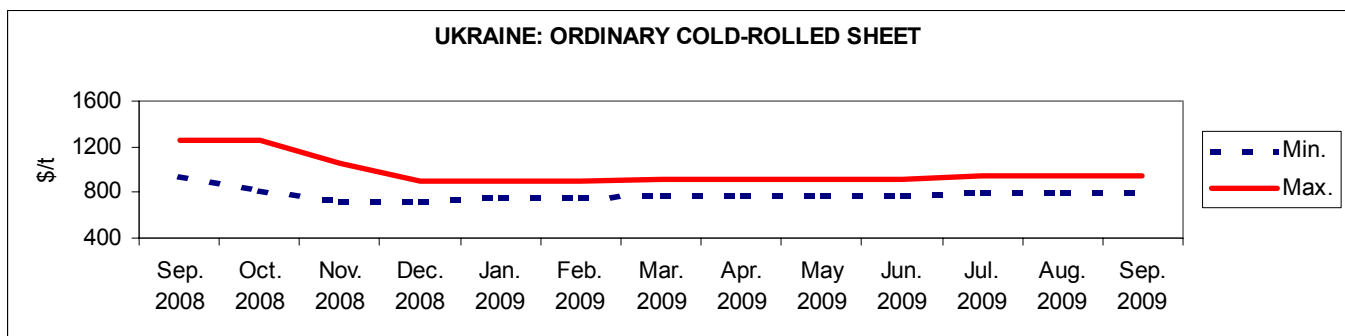


Ukrainian export prices have decreased by \$10, Russian export prices – by \$30. ([Ukrainian Metal](#))

METAL OF UKRAINE & RUSSIA: ORDINARY COLD-ROLLED SHEET, SEPTEMBER 2009

Month	Russian market, \$/t, \$1/RUR31.38*		Ukrainian market, \$/t, \$1/UAH5.33*		Export, Ukraine, \$/t, FOB Black sea ports		Export, Russia, \$/t, FOB Black sea ports	
	min	max	min	max	min	max	min	max
August	499.36	672.40	798.50	948.41	600.00	620.00	620.00	645.00
September	512.11	987.00	802.63	948.41	640.00	670.00	640.00	680.00

* - the US dollar exchange rate has been fixed to avoid exchange rate differences.

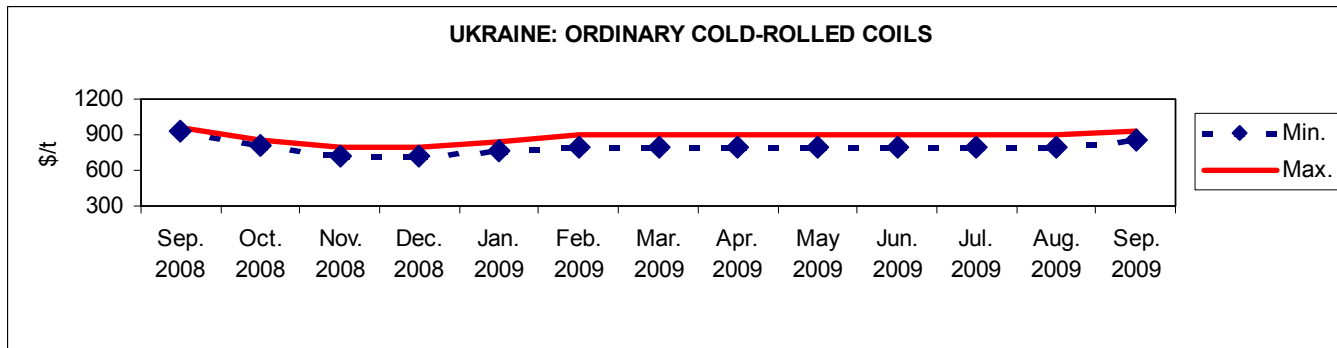


Ukrainian export prices have increased by \$30-40, Russian – by \$20-35. ([Ukrainian Metal](#))

METAL OF UKRAINE & RUSSIA: ORDINARY COLD-ROLLED COILS, SEPTEMBER 2009

Month	Russian market, \$/t, \$1/RUR31.38*		Ukrainian market, \$/t, \$1/UAH5,33*		Export, Ukraine, \$/t, FOB Black sea ports		Export, Russia, \$/t, FOB Black sea ports	
	min	max	min	max	min	max	min	max
August	499.36	672.40	800.75	894.37	600.00	620.00	620.00	645.00
September	512.11	685.15	849.91	923.08	640.00	670.00	640.00	680.00

* - the US dollar exchange rate has been fixed to avoid exchange rate differences.



Ukrainian export prices have increased by \$30-40, Russian – by \$20-35. ([Ukrainian Metal](#))