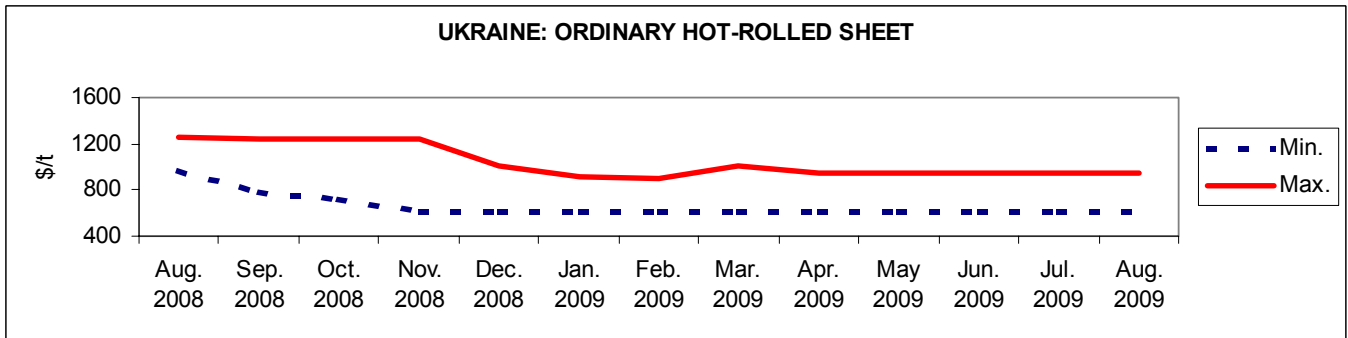


METAL OF UKRAINE & RUSSIA: ORDINARY HOT-ROLLED SHEET, AUGUST 2009

Month	Russian market, \$/t, \$1/RUR31.38*		Ukrainian market, \$/t without VAT, \$1/UAH 5.33*		Export, Ukraine, \$/t, FOB Black sea ports		Export, Russia, \$/t, FOB Black sea ports	
	min	max	min	max	min	max	min	max
July	400.25	637.35	622.89	952.16	475.00	520.00	480.00	510.00
August	436.58	637.35	622.89	952.16	510.00	550.00	510.00	580.00

* - the US dollar exchange rate has been fixed to avoid exchange rate differences.

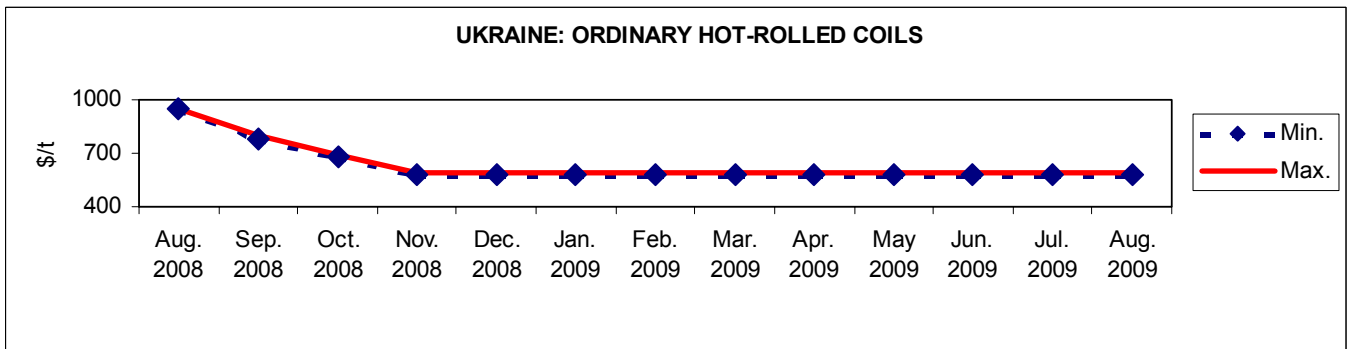


Ukrainian export prices have increased by \$30-35, Russian export prices – by \$30-50. ([Ukrainian Metal](#))

METAL OF UKRAINE & RUSSIA: ORDINARY HOT-ROLLED COILS, AUGUST 2009

Month	Russian market, \$/t, \$1/RUR31.38*		Ukrainian market, \$/t, \$1/UAH5,33*		Export, Ukraine, \$/t, FOB Black sea ports		Export, Russia, \$/t, FOB Black sea ports	
	min	max	min	max	min	max	min	max
July	411.09	546.21	575.05	588.18	475.00	495.00	500.00	510.00
August	411.09	546.21	575.05	588.18	600.00	620.00	620.00	645.00

* - the US dollar exchange rate has been fixed to avoid exchange rate differences.

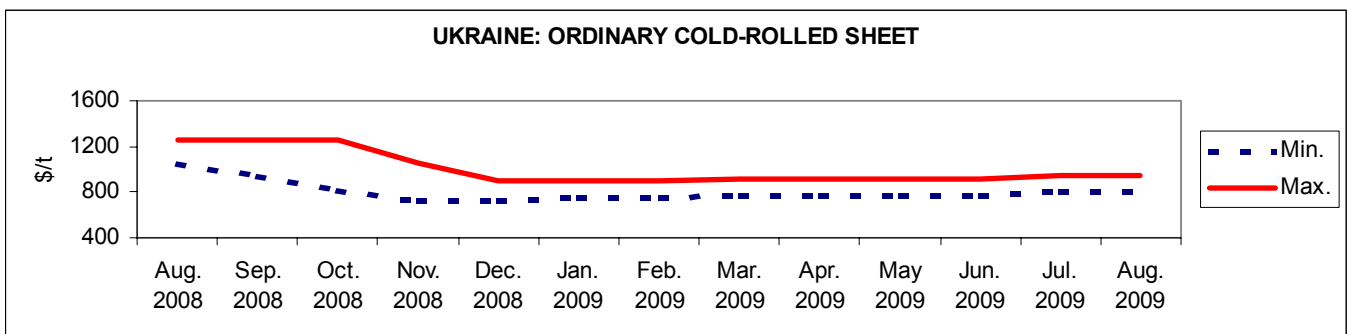


Ukrainian export prices have increased by \$125, Russian export prices – by \$120-135. ([Ukrainian Metal](#))

METAL OF UKRAINE & RUSSIA: ORDINARY COLD-ROLLED SHEET, AUGUST 2009

Month	Russian market, \$/t, \$1/RUR31.38*		Ukrainian market, \$/t, \$1/UAH5,33*		Export, Ukraine, \$/t, FOB Black sea ports		Export, Russia, \$/t, FOB Black sea ports	
	min	max	min	max	min	max	min	max
July	499.36	672.40	798.50	948.41	550.00	560.00	550.00	560.00
August	499.36	672.40	798.50	948.41	600.00	620.00	620.00	645.00

* - the US dollar exchange rate has been fixed to avoid exchange rate differences.

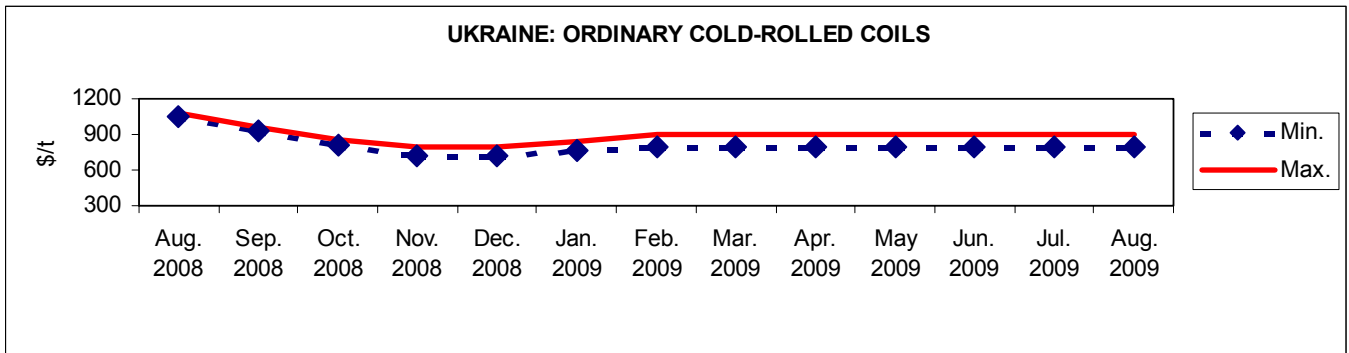


Ukrainian export prices have increased by \$50-60, Russian export prices – by \$70-85. ([Ukrainian Metal](#))

METAL OF UKRAINE & RUSSIA: ORDINARY COLD-ROLLED COILS, AUGUST 2009

Month	Russian market, \$/t, \$1/RUR31.38*		Ukrainian market, \$/t, \$1/UAH5,33*		Export, Ukraine, \$/t, FOB Black sea ports		Export, Russia, \$/t, FOB Black sea ports	
	min	max	min	max	min	max	min	max
July	499.36	672.40	800.75	894.37	550.00	560.00	550.00	560.00
August	499.36	672.40	800.75	894.37	600.00	620.00	620.00	645.00

* - the US dollar exchange rate has been fixed to avoid exchange rate differences.



Ukrainian export prices have increased by \$50-60, Russian export prices – by \$70-85. ([Ukrainian Metal](#))