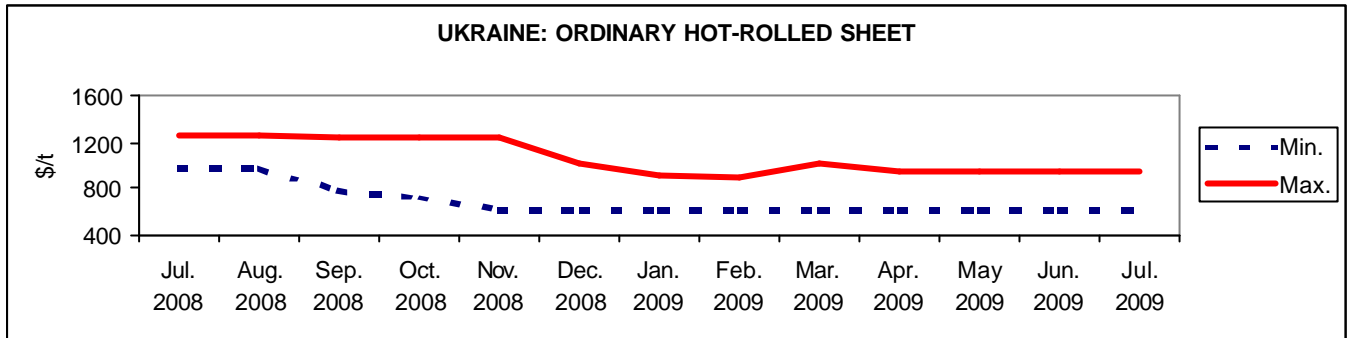


**METAL OF UKRAINE & RUSSIA: ORDINARY HOT-ROLLED SHEET, JULY 2009**

Month	Russian market, \$/t, \$1/RUR31.38*		Ukrainian market, \$/t without VAT, \$1/UAH 5.33*		Export, Ukraine, \$/t, FOB Black sea ports		Export, Russia, \$/t, FOB Black sea ports	
	min	max	min	max	min	max	min	max
June	430.21	637.35	622.89	952.16	425.00	470.00	415.00	460.00
July	400.25	637.35	622.89	952.16	475.00	520.00	480.00	510.00

\* - the US dollar exchange rate has been fixed to avoid exchange rate differences.

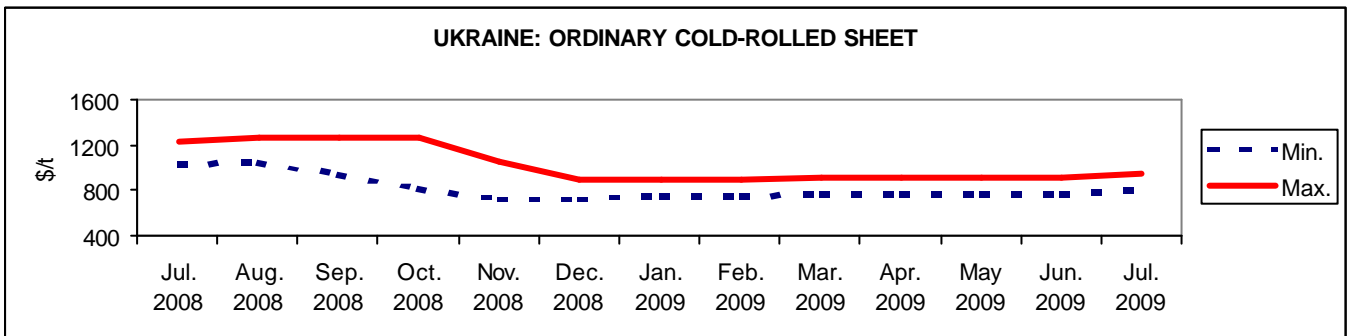


Export prices have increased by \$50-65. ([Ukrainian Metal](#))

**METAL OF UKRAINE & RUSSIA: ORDINARY COLD-ROLLED SHEET, JULY 2009**

Month	Russian market, \$/t, \$1/RUR31.38*		Ukrainian market, \$/t, \$1/UAH5.33*		Export, Ukraine, \$/t, FOB Black sea ports		Export, Russia, \$/t, FOB Black sea ports	
	min	max	min	max	min	max	min	max
June	523.26	692.16	779.36	920.83	470.00	480.00	490.00	500.00
July	499.36	672.40	798.50	948.41	550.00	560.00	550.00	560.00

\* - the US dollar exchange rate has been fixed to avoid exchange rate differences.

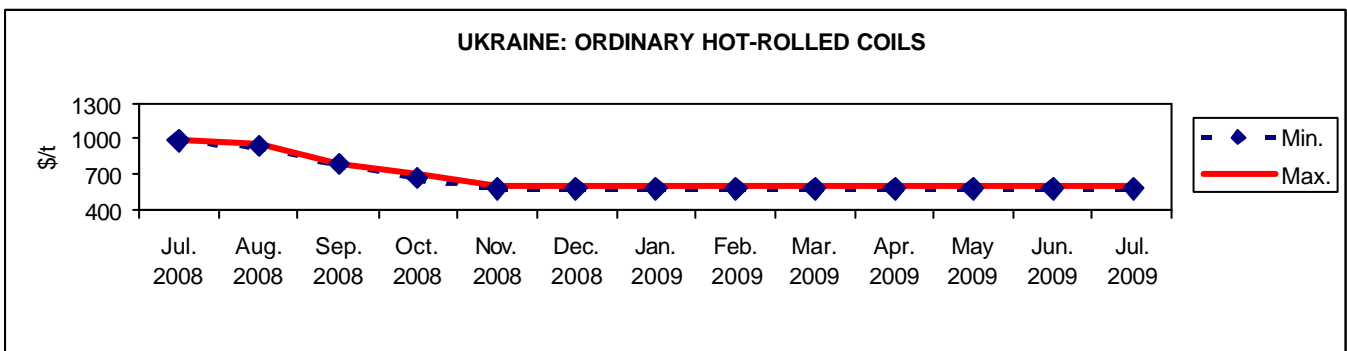


Ukrainian export prices have increased by \$80, Russian export prices – by \$60. ([Ukrainian Metal](#))

**METAL OF UKRAINE & RUSSIA: ORDINARY HOT-ROLLED COILS, JULY 2009**

Month	Russian market, \$/t, \$1/RUR31.38*		Ukrainian market, \$/t, \$1/UAH5.33*		Export, Ukraine, \$/t, FOB Black sea ports		Export, Russia, \$/t, FOB Black sea ports	
	min	max	min	max	min	max	min	max
June	441.36	546.21	575.05	588.18	425.00	430.00	425.00	430.00
July	411.09	546.21	575.05	588.18	475.00	495.00	500.00	510.00

\* - the US dollar exchange rate has been fixed to avoid exchange rate differences.

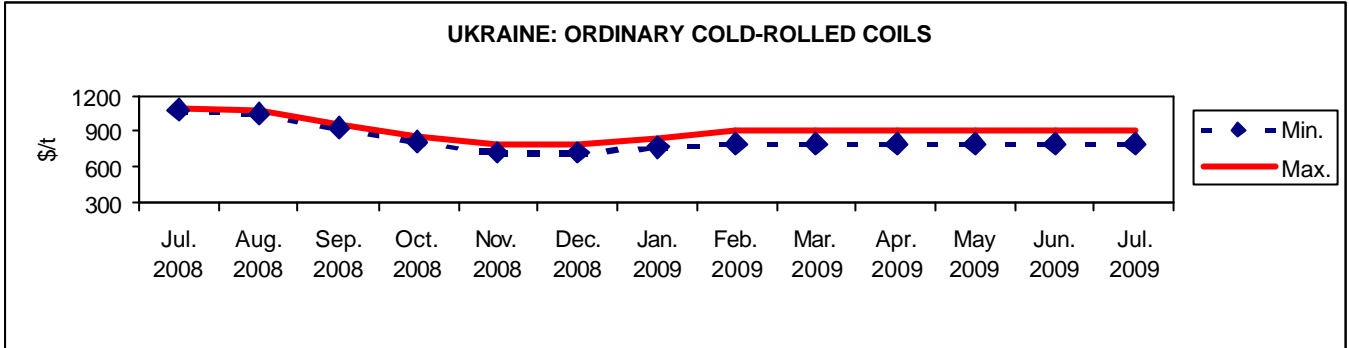


Export prices have increased by \$50-80. ([Ukrainian Metal](#))

**METAL OF UKRAINE & RUSSIA: ORDINARY COLD-ROLLED COILS, JULY 2009**

Month	Russian market, \$/t, \$1/RUR31.38*		Ukrainian market, \$/t, \$1/UAH5,33*		Export, Ukraine, \$/t, FOB Black sea ports		Export, Russia, \$/t, FOB Black sea ports	
	min	max	min	max	min	max	min	max
June	523.26	675.59	800.75	894.37	470.00	480.00	470.00	480.00
July	499.36	672.40	800.75	894.37	550.00	560.00	550.00	560.00

\* - the US dollar exchange rate has been fixed to avoid exchange rate differences.



Ukrainian export prices have increased by \$80. ([Ukrainian Metal](#))